



reporte salarial junio 2024.



randstad

partner for talent.

índice.

03 introducción.

04 beneficios.

12 calculadora salarial.

13 administración y finanzas.

27 compras, comex y supply chain.

32 recursos humanos.

36 calidad.

39 oil y gas.

41 higiene y seguridad.

43 logística.

46 mantenimiento.

49 producción.

52 healthcare.

55 tecnología.

65 marketing y comunicaciones.

72 comercial y ventas.

76 servicios.

77 canales de comunicación.

reporte junio 2024.



cómo es el trabajo ideal para el talento argentino.

De acuerdo a los resultados de la última encuesta sobre marca empleadora realizada en Argentina para el [Randstad Employer Brand Research](#), surgen 7 principales características que el talento argentino destaca como parte de un empleo ideal: ambiente de trabajo agradable, salario y beneficios atractivos, seguridad laboral, oportunidades de desarrollo profesional, equidad, equilibrio entre vida familiar y profesional, y posibilidad de trabajo remoto.

Andrea Ávila, CEO de Randstad para Argentina, Chile y Uruguay, afirmó: "Conocer estos factores que valoran los candidatos a la hora de elegir una empresa para trabajar y que son los más importantes, pero no los únicos, le permite a las organizaciones definir y comunicar su propuesta de valor para el talento y gestionar su marca empleadora para seguir siendo atractivas a los ojos de los trabajadores, especialmente en momentos en que las expectativas y los intereses de la fuerza laboral están cambiando en todo el mundo".



"Las empresas enfrentan hoy una mayor competencia por el talento, que además tiende a profundizarse aún más a partir de la creciente brecha de habilidades que se da hoy en todo el mundo, y nuestra región, con sus particularidades, no es ajena a esta tendencia. Hoy se da una competencia transversal por el talento más allá del sector y las fronteras, ya que muchas búsquedas, especialmente las de perfiles escasos, se hacen a escala global, a partir de una mayor deslocalización del trabajo y el avance del trabajo remoto, haciendo que los candidatos tengan cada vez más opciones a su alcance", agregó Andrea Ávila.

Para conocer más, podés descargar el estudio completo [aquí](#).

situación salarial actual.

Entre mayo y junio del 2024, realizamos un relevamiento sobre ajustes salariales y beneficios. Esta primera parte del reporte tiene como objetivo conocer cómo llegan las empresas a la mitad del 2024 en cuanto a las tendencias de ajustes salariales para el personal fuera de convenio, las estrategias para la retención del personal, sobre todo los considerados Key Talents y la política de beneficios. Para llevar adelante la construcción de esta parte del informe, se tomó una muestra de 107 empresas de todo el país, complementada con información de nuestros equipos de Randstad Professional y Randstad Digital, la cual cuenta con el siguiente perfil de datos:

- El 64% se encuentra radicado en CABA y Provincia de Buenos Aires.
- El 61% son empresas que facturan más de 3000 millones de pesos al año.
- El 45% tiene entre 51 y 400 empleados.
- Más del 60% son empresas que producen, fabrican o construyen.

En una segunda parte, este reporte muestra rangos salariales para distintas posiciones del país en base a información obtenida por más de 100 consultores especialistas de Randstad Professional y Randstad Digital, los cuales están en contacto con clientes y talento. Todos los valores corresponden a una remuneración bruta mensual, sin adicionales ni comisiones, para una posición Semi Senior. Se muestran los valores máximos y mínimos para cada una de ellas.

ajustes proyectados.

En base a la información proporcionada por INDEC, podemos ver que la inflación acumulada de enero a abril fue del 53,6%. Las estimaciones del informe de relevamiento de expectativas de mercado, publicado por el Banco Central en junio de este año, se proyecta una inflación anual del 146,4%, y de un 50% para el 2025. Tomando esto como referencia, podemos decir que, de las empresas participantes en este reporte, este indicador está apenas por debajo del promedio proyectado de ajuste salarial. Se puede afirmar también que un 31% de las empresas indican proyecciones de ajustes entre el 50% y 100% para este año.

Inflación proyectada
2024 146,4%

Promedio ajustado por
las empresas: 63%

enero-abril 2024

	Mínima	Q1 2024	Promedio	Q3 2024	Moda	Máxima
ajuste proyectado 2024	60%	100%	125,8%	150%	80%	270%

	Mínima	Q1 2025	Promedio	Q3 2025	Moda	Máxima
ajuste proyectado 2025	15%	45%	82,1%	120%	100%	160%

proyecciones para los próximos trimestres del 2024.

Desde el lado de las empresas participantes en este informe de tendencias de ajustes y beneficios, el promedio de aumento salarial fuera de convenio para los trimestres que restan del 2024 es de 25% para julio-septiembre y de 21,2% para octubre-diciembre.

Se observa de esto una disminución entre las proyecciones para los trimestres 3 y 4 de este año.

la lucha entre la inflación y los ajustes salariales fuera de convenio.

Si bien el promedio de ajuste salarial obtenido en la muestra se encuentra a 9,4 puntos por encima del 53,6% declarado por el IPC en los primeros 4 meses del 2024, el valor con mayor mención fue 40%, permaneciendo por debajo del índice.

Muy pocas empresas pudieron ganarle al IPC mensual. La pérdida del poder adquisitivo es una realidad que sigue creciendo año a año.

revisión salarial.

El 27% revisa la política salarial para los no convenionados mensualmente, mientras que el 67% cada 2 o 3 meses.

El 66% tiene una política de bonos, donde este varía entre un 10% y 20% respecto del sueldo anual según nivel jerárquico.

Un 41% de las empresas tiene política de comisiones, mientras que el 38% asegura liquidar algún tipo de premio.

¿Con qué frecuencia revisa la política salarial para el personal fuera de convenio?

Mensualmente	27%
Bimestralmente	37%
Trimestralmente	30%
Cuatrimstralmente	2%
Semestralmente	2%
Otro	2%

¿Qué indicadores utiliza para la revisión salarial?
(Más de una opción)

IPC	73%
Paritarias	67%
Encuestas	40%
Desempeño	30%
Salarios de la región	16%
Movimiento de Dólar	8%

dolarización salarial.

Podemos afirmar sobre la muestra de empresas relevadas, que un 4% ofrece salario y bono dolarizado pero liquidado en pesos en el recibo de sueldo. Para estos casos, el dólar que se toma para liquidar es dólar MEP, AGRO y CCL.

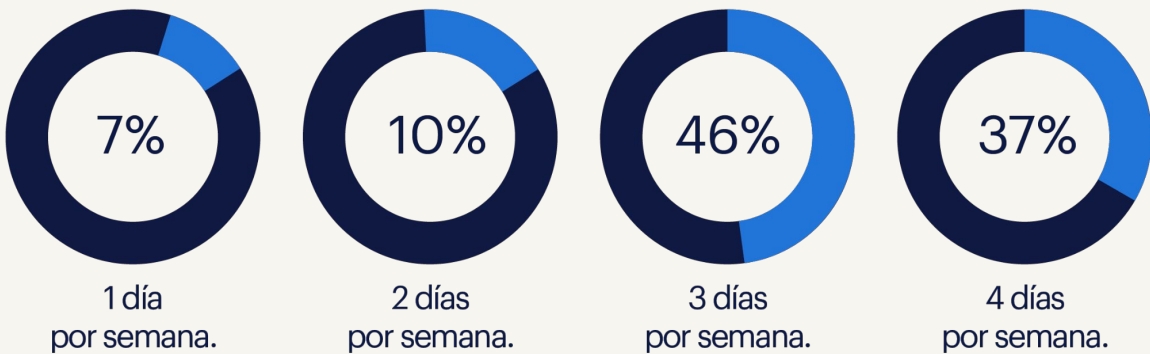
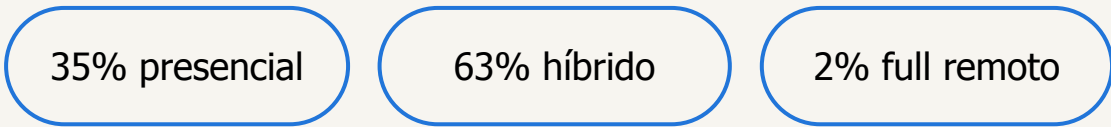
Por otra parte, el 3% de las empresas relevadas implementa el sistema de Payroll o Payment Split: En Argentina se puede abonar hasta el 20% del salario en especies. Esto se traduce a que si la empresa puede justificar por su actividad el acceso a disponibilidad de dólares, puede pagar a sus empleados ese monto en la divisa estadounidense.

beneficios más frecuentes.

modalidad de trabajo.

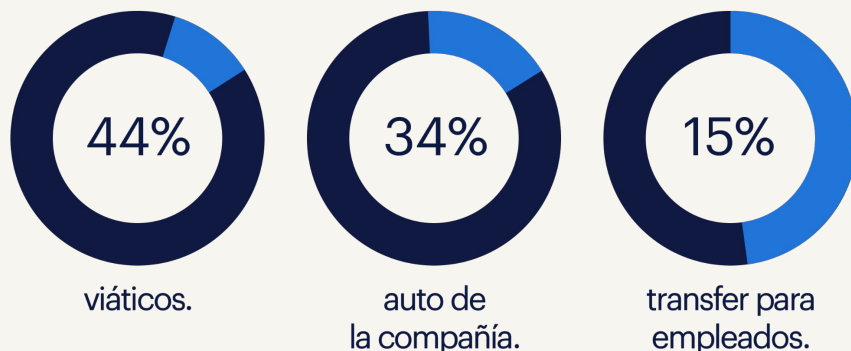
La modalidad híbrida sigue aún por arriba de la presencial, pero la realidad es que cada vez se está llegando más a un equilibrio de esquemas. De las empresas que aún cuentan con modalidad híbrida, el 46% exige una presencialidad de 3 veces por semana.

Por otra parte, un dato relevante es que el 92% de las empresas no tiene pensado cambiar de modalidad.



movilidad.

La movilidad de los empleados es en algunos casos necesaria por el tipo de rol que se desempeña, pero en otros constituye realmente un beneficio.



beneficios más frecuentes.

capacitaciones.

Desde Randstad destacamos el valor de hacer un enfoque más personalizado para las capacitaciones: es mejor ofrecer oportunidades a aquellos que realmente las valoran, en vez de hacer una oferta general para todos.

De este modo, sabemos que los planes de capacitación son relevantes a la hora de incorporarlos como un aspecto central de la propuesta de valor hacia los empleados a retener o a incorporar.

El 74% de las compañías de este estudio cuenta con alguna política de capacitación interna. La capacitación con mayor mención es la vinculada con el desarrollo de la posición (87%), seguida por la desarrollo profesional general (80%).

Capacitaciones vinculadas con el desarrollo de la posición	Capacitaciones vinculadas al desarrollo profesional	Habilidades blandas	Idioma	Pago total o parcial de carrera de Posgrado	Pago total o parcial de carrera de grado
87%	80%	78%	48%	46%	24%

licencias parentales y guarderías.



En relación a la extensión de licencia por paternidad, el promedio de días adicionales es de 7 días. Otros beneficios parentales brindados, tienen que ver con el reintegro de pañales descartables y con la ayuda escolar.

beneficios más frecuentes.

comedor/refrigerios.

Para este beneficio, el 41% de las empresas indicó tener comedor o cuenta con un sistema de viandas o snacks. De estos, el 46% tiene un comedor, el 38% cuenta con viandas y el 16% tiene un mix de ambos.

La billetera virtual, voucher de comida o tarjeta de compra de alimentos, es una tendencia que va creciendo año a año. Hoy un 22% de las empresas que participaron del estudio utilizan este recurso.

De las opciones mencionadas el 48% indicó como herramienta el voucher, el 20% la tarjeta de compra y el 17% la billetera virtual. Hay un 15% adicional que indicó un mix de opciones.

El promedio de los montos asignados para comida es de \$99.139 pesos al cierre del relevamiento.

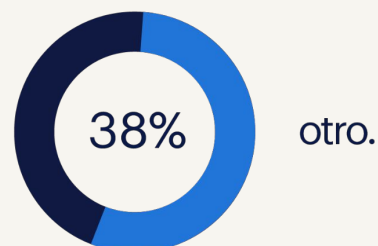
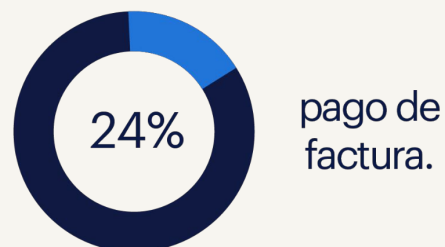
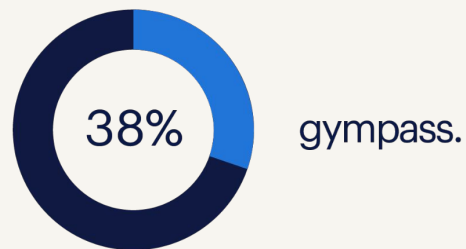
conectividad.

El 11% de las empresas abonan parte o el total de internet del hogar a los empleados que hacen modalidad híbrida o remota. El 13% afirma abonar la factura completa. En general el ajuste del monto fijo va de la mano con lo declarado en el IPC con frecuencia de 2 o 3 meses.

salud y bienestar.

Si bien es un beneficio que no es de los más nuevos y tuvo un declive en la pandemia, viene ganando protagonismo en los últimos meses. El 29% de las empresas colaboradoras en este relevamiento, brinda este beneficio a sus empleados, que en general es similar para todos, no importa si es personal convenionado o fuera de convenio.

El 38% de las empresas que brindan este beneficio lo hacen por medio de gympass.

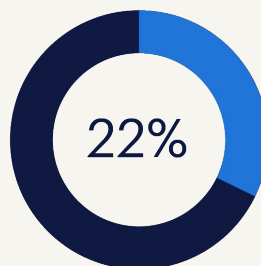


días libres adicionales.

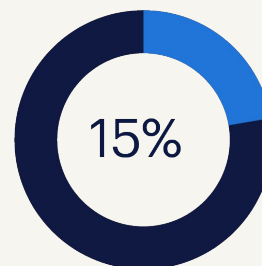
Este es un beneficio muy valorado por los empleados. Un 42% de las empresas manifiesta tener este ítem dentro de su paquete de beneficios.

El día de cumpleaños es el día adicional con mayor mención.

El promedio de días libres adicionales por año es de entre 4 y 5.



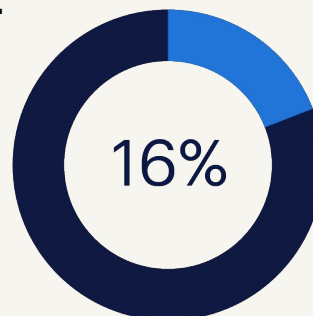
Día adicional de cumpleaños.



Días adicionales de vacaciones.

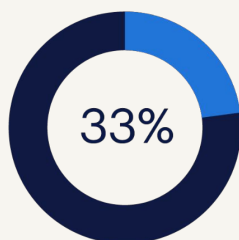
Trabajo en el exterior

Un 25% de la muestra definió que otorga una semana al año, mientras que otro 25% varía entre dos semanas y un mes. Para el caso de otra frecuencia, el resto aclara que se analiza cada caso puntual.

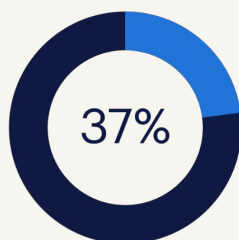


Brinda días de trabajo remoto por el mundo.

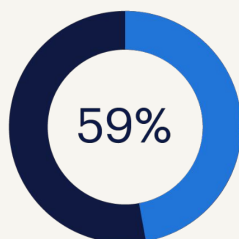
regalos.



Regalo de cumpleaños.



Regalo de casamiento.



Regalo de nacimiento.

frecuencia a acordar	50%
1 semana al año	25%
2-4 semanas al año	25%

retención de key talents.

Es un desafío retener a los key talents solamente con el salario. La prepaga para el grupo familiar a cargo de la empresa sigue siendo el recurso más utilizado por la compañías a fin de mantener estos perfiles. Una herramienta que año a año sigue destacando es la de ajustes especiales e individuales.

Según las empresas consultadas, el 39% retiene a sus key talents entre 3 y 5 años.

tiempo	%
menos de 1 año	2%
1 a 3 años	19%
3 a 5 años	39%
5 a 10 años	23%
10 a 20 años	17%

beneficios más usados por las empresas para retener a los Key talents.

beneficios	%
Prepaga grupo familiar a cargo de la empresa	52%
Ajustes salariales especiales	41%
Flexitime	30%
Pago de postgrados	23%
Stock option	1,2%

otros beneficios.

Otros beneficios mencionados por algunas empresas son:

*Descuentos en locales o plataformas.

*Caja de fin de año.

*Regalos en días especiales.

*Reconocimientos específicos.

*Útiles y gastos escolares.

*Productos y servicios de la empresa con precios especiales.

*Capacitaciones especiales.

*Cursos y formación continua.

*Programas de seguimiento y desarrollo.

*Giftcards.

*Prorrateso de impuesto a las ganancias.



¿conocés tu banda salarial en relación al mercado?

Nuestra calculadora salarial interactiva te brinda datos sobre las posiciones más importantes de cada especialidad, en cada región e industria que trabajamos.

Conocelos ingresando en calculadora.randstad.com.ar

conocé más.



reporte salarial junio 2024.

profesionales del área de administración & finanzas.




randstad

partner for talent.

administración y finanzas.

según zona geográfica e industria.

Todos los montos corresponden a una remuneración bruta mensual, sin adicionales ni comisiones, para una posición Semi Senior. Se muestran los valores mínimos y máximos para cada una de ellas, completados el 15 de junio de 2024.

CFO Director de Administración y Finanzas	Buenos Aires	Cuyo	Litoral	NEA	NOA	Patagonia
Automotriz	\$6.600.000	\$5.808.000	\$6.072.000	\$5.445.000	\$5.610.000	\$8.118.000
	\$10.698.000	\$9.414.240	\$9.842.160	\$8.825.850	\$9.093.300	\$13.158.540
Banca y Serv Financieros	\$6.905.250	\$6.076.620	\$6.352.830	\$5.696.831	\$5.869.463	\$8.493.458
	\$10.985.625	\$9.667.350	\$10.106.775	\$9.063.141	\$9.337.781	\$13.512.319
Consumo masivo	\$6.138.000	\$5.401.440	\$5.646.960	\$5.063.850	\$5.217.300	\$7.549.740
	\$9.729.336	\$8.561.816	\$8.950.990	\$8.026.703	\$8.269.936	\$11.967.084
Energía y Petróleo	\$6.905.250	\$6.076.620	\$6.352.830	\$5.696.831	\$5.869.463	\$8.493.458
	\$10.985.625	\$9.667.350	\$10.106.775	\$9.063.141	\$9.337.781	\$13.512.319
IT	\$6.905.250	\$6.076.620	\$6.352.830	\$5.696.831	\$5.869.463	\$8.493.458
	\$10.985.625	\$9.667.350	\$10.106.775	\$9.063.141	\$9.337.781	\$13.512.319
Lab y Pharma	\$6.905.250	\$6.076.620	\$6.352.830	\$5.696.831	\$5.869.463	\$8.493.458
	\$10.985.625	\$9.667.350	\$10.106.775	\$9.063.141	\$9.337.781	\$13.512.319
Manufactura	\$6.600.000	\$5.808.000	\$6.072.000	\$5.445.000	\$5.610.000	\$8.118.000
	\$10.698.000	\$9.414.240	\$9.842.160	\$8.825.850	\$9.093.300	\$13.158.540
Retail y Comercio	\$6.138.000	\$5.401.440	\$5.646.960	\$5.063.850	\$5.217.300	\$7.549.740
	\$9.729.336	\$8.561.816	\$8.950.990	\$8.026.703	\$8.269.936	\$11.967.084
Servicios	\$6.138.000	\$5.401.440	\$5.646.960	\$5.063.850	\$5.217.300	\$7.549.740
	\$9.729.336	\$8.561.816	\$8.950.990	\$8.026.703	\$8.269.936	\$11.967.084
Transporte y Logística	\$6.138.000	\$5.401.440	\$5.646.960	\$5.063.850	\$5.217.300	\$7.549.740
	\$9.729.336	\$8.561.816	\$8.950.990	\$8.026.703	\$8.269.936	\$11.967.084

Controller	Buenos Aires	Cuyo	Litoral	NEA	NOA	Patagonia
Automotriz	\$3.385.357	\$2.979.115	\$3.114.529	\$2.792.920	\$2.877.554	\$4.163.990
	\$5.659.795	\$4.980.620	\$5.207.011	\$4.669.331	\$4.810.826	\$6.961.548
Banca y Serv Financieros	\$3.186.219	\$2.803.873	\$2.931.321	\$2.628.630	\$2.708.286	\$3.919.049
	\$5.659.795	\$4.980.620	\$5.207.011	\$4.669.331	\$4.810.826	\$6.961.548
Consumo masivo	\$3.755.327	\$3.304.688	\$3.454.901	\$3.098.145	\$3.192.028	\$4.619.052
	\$5.659.795	\$4.980.620	\$5.207.011	\$4.669.331	\$4.810.826	\$6.961.548
Energía y Petróleo	\$3.186.219	\$2.803.873	\$2.931.321	\$2.628.630	\$2.708.286	\$3.919.049
	\$5.659.795	\$4.980.620	\$5.207.011	\$4.669.331	\$4.810.826	\$6.961.548
IT	\$3.186.219	\$2.803.873	\$2.931.321	\$2.628.630	\$2.708.286	\$3.919.049
	\$5.659.795	\$4.980.620	\$5.207.011	\$4.669.331	\$4.810.826	\$6.961.548
Lab y Pharma	\$3.186.219	\$2.803.873	\$2.931.321	\$2.628.630	\$2.708.286	\$3.919.049
	\$5.659.795	\$4.980.620	\$5.207.011	\$4.669.331	\$4.810.826	\$6.961.548
Manufactura	\$3.413.934	\$3.004.262	\$3.140.819	\$2.816.495	\$2.901.844	\$4.199.139
	\$5.659.795	\$4.980.620	\$5.207.011	\$4.669.331	\$4.810.826	\$6.961.548
Retail y Comercio	\$3.186.219	\$2.803.873	\$2.931.321	\$2.628.630	\$2.708.286	\$3.919.049
	\$5.659.795	\$4.980.620	\$5.207.011	\$4.669.331	\$4.810.826	\$6.961.548
Servicios	\$3.186.219	\$2.803.873	\$2.931.321	\$2.628.630	\$2.708.286	\$3.919.049
	\$5.659.795	\$4.980.620	\$5.207.011	\$4.669.331	\$4.810.826	\$6.961.548
Transporte y Logística	\$3.186.219	\$2.803.873	\$2.931.321	\$2.628.630	\$2.708.286	\$3.919.049
	\$5.659.795	\$4.980.620	\$5.207.011	\$4.669.331	\$4.810.826	\$6.961.548

administración y finanzas.

según zona geográfica e industria.

Todos los montos corresponden a una remuneración bruta mensual, sin adicionales ni comisiones, para una posición Semi Senior. Se muestran los valores mínimos y máximos para cada una de ellas, completados el 15 de junio de 2024.

Gerente de Tesorería	Buenos Aires	Cuyo	Litoral	NEA	NOA	Patagonia
Automotriz	\$3.097.338	\$2.725.658	\$2.849.551	\$2.555.304	\$2.632.737	\$3.809.726
	\$4.124.710	\$3.629.744	\$3.794.733	\$3.402.885	\$3.506.003	\$5.073.393
Banca y Serv Financieros	\$3.407.200	\$2.998.336	\$3.134.624	\$2.810.940	\$2.896.120	\$4.190.856
	\$4.478.256	\$3.940.865	\$4.119.996	\$3.694.561	\$3.806.518	\$5.508.255
Consumo masivo	\$3.097.338	\$2.725.658	\$2.849.551	\$2.555.304	\$2.632.737	\$3.809.726
	\$4.124.710	\$3.629.744	\$3.794.733	\$3.402.885	\$3.506.003	\$5.073.393
Energía y Petróleo	\$3.613.561	\$3.179.934	\$3.324.476	\$2.981.188	\$3.071.527	\$4.444.680
	\$4.124.710	\$3.629.744	\$3.794.733	\$3.402.885	\$3.506.003	\$5.073.393
IT	\$3.600.000	\$3.168.000	\$3.312.000	\$2.970.000	\$3.060.000	\$4.428.000
	\$4.478.256	\$3.940.865	\$4.119.996	\$3.694.561	\$3.806.518	\$5.508.255
Lab y Pharma	\$3.600.000	\$3.168.000	\$3.312.000	\$2.970.000	\$3.060.000	\$4.428.000
	\$4.360.407	\$3.837.158	\$4.011.575	\$3.597.336	\$3.706.346	\$5.363.301
Manufactura	\$3.407.200	\$2.998.336	\$3.134.624	\$2.810.940	\$2.896.120	\$4.190.856
	\$4.478.256	\$3.940.865	\$4.119.996	\$3.694.561	\$3.806.518	\$5.508.255
Retail y Comercio	\$3.097.338	\$2.725.658	\$2.849.551	\$2.555.304	\$2.632.737	\$3.809.726
	\$4.124.710	\$3.629.744	\$3.794.733	\$3.402.885	\$3.506.003	\$5.073.393
Servicios	\$3.097.338	\$2.725.658	\$2.849.551	\$2.555.304	\$2.632.737	\$3.809.726
	\$4.124.710	\$3.629.744	\$3.794.733	\$3.402.885	\$3.506.003	\$5.073.393
Transporte y Logística	\$3.082.567	\$2.712.659	\$2.835.962	\$2.543.118	\$2.620.182	\$3.791.558
	\$4.126.837	\$3.631.616	\$3.796.690	\$3.404.640	\$3.507.811	\$5.076.009

Gerente de Impuestos	Buenos Aires	Cuyo	Litoral	NEA	NOA	Patagonia
Automotriz	\$3.505.537	\$3.084.872	\$3.225.094	\$2.892.068	\$2.979.706	\$4.311.810
	\$4.406.756	\$3.877.945	\$4.054.216	\$3.635.574	\$3.745.743	\$5.420.310
Banca y Serv Financieros	\$3.867.915	\$3.403.765	\$3.558.482	\$3.191.030	\$3.287.728	\$4.757.535
	\$5.054.593	\$4.448.042	\$4.650.226	\$4.170.039	\$4.296.404	\$6.217.150
Consumo masivo	\$3.505.537	\$3.084.872	\$3.225.094	\$2.892.068	\$2.979.706	\$4.311.810
	\$4.406.756	\$3.877.945	\$4.054.216	\$3.635.574	\$3.745.743	\$5.420.310
Energía y Petróleo	\$3.505.537	\$3.084.872	\$3.225.094	\$2.892.068	\$2.979.706	\$4.311.810
	\$4.406.756	\$3.877.945	\$4.054.216	\$3.635.574	\$3.745.743	\$5.420.310
IT	\$3.867.915	\$3.403.765	\$3.558.482	\$3.191.030	\$3.287.728	\$4.757.535
	\$4.795.641	\$4.220.164	\$4.411.990	\$3.956.404	\$4.076.295	\$5.898.639
Lab y Pharma	\$3.747.122	\$3.297.468	\$3.447.352	\$3.091.376	\$3.185.054	\$4.608.960
	\$4.665.708	\$4.105.823	\$4.292.451	\$3.849.209	\$3.965.852	\$5.738.821
Manufactura	\$3.867.915	\$3.403.765	\$3.558.482	\$3.191.030	\$3.287.728	\$4.757.535
	\$4.795.641	\$4.220.164	\$4.411.990	\$3.956.404	\$4.076.295	\$5.898.639
Retail y Comercio	\$3.505.537	\$3.084.872	\$3.225.094	\$2.892.068	\$2.979.706	\$4.311.810
	\$4.406.756	\$3.877.945	\$4.054.216	\$3.635.574	\$3.745.743	\$5.420.310
Servicios	\$3.505.537	\$3.084.872	\$3.225.094	\$2.892.068	\$2.979.706	\$4.311.810
	\$4.406.756	\$3.877.945	\$4.054.216	\$3.635.574	\$3.745.743	\$5.420.310
Transporte y Logística	\$3.492.803	\$3.073.666	\$3.213.378	\$2.881.562	\$2.968.882	\$4.296.147
	\$4.392.116	\$3.865.062	\$4.040.746	\$3.623.495	\$3.733.298	\$5.402.302



administración y finanzas.

según zona geográfica e industria.

Todos los montos corresponden a una remuneración bruta mensual, sin adicionales ni comisiones, para una posición Semi Senior. Se muestran los valores mínimos y máximos para cada una de ellas, completados el 15 de junio de 2024.

Gerente de Control de Gestion	Buenos Aires	Cuyo	Litoral	NEA	NOA	Patagonia
Automotriz	\$3.509.539	\$3.088.394	\$3.228.776	\$2.895.370	\$2.983.108	\$4.316.733
	\$5.421.264	\$4.770.712	\$4.987.562	\$4.472.542	\$4.608.074	\$6.668.154
Banca y Serv Financieros	\$3.860.638	\$3.397.362	\$3.551.787	\$3.185.027	\$3.281.543	\$4.748.585
	\$5.618.400	\$4.944.192	\$5.168.928	\$4.635.180	\$4.775.640	\$6.910.633
Consumo masivo	\$3.509.539	\$3.088.394	\$3.228.776	\$2.895.370	\$2.983.108	\$4.316.733
	\$5.421.264	\$4.770.712	\$4.987.562	\$4.472.542	\$4.608.074	\$6.668.154
Energía y Petróleo	\$3.509.539	\$3.088.394	\$3.228.776	\$2.895.370	\$2.983.108	\$4.316.733
	\$5.421.264	\$4.770.712	\$4.987.562	\$4.472.542	\$4.608.074	\$6.668.154
IT	\$3.860.638	\$3.397.362	\$3.551.787	\$3.185.027	\$3.281.543	\$4.748.585
	\$5.618.400	\$4.944.192	\$5.168.928	\$4.635.180	\$4.775.640	\$6.910.633
Lab y Pharma	\$3.743.484	\$3.294.266	\$3.444.005	\$3.088.374	\$3.181.961	\$4.604.485
	\$5.731.050	\$5.043.324	\$5.272.566	\$4.728.116	\$4.871.393	\$7.049.192
Manufactura	\$3.860.638	\$3.397.362	\$3.551.787	\$3.185.027	\$3.281.543	\$4.748.585
	\$5.885.943	\$5.179.630	\$5.415.068	\$4.855.903	\$5.003.052	\$7.239.710
Retail y Comercio	\$3.509.539	\$3.088.394	\$3.228.776	\$2.895.370	\$2.983.108	\$4.316.733
	\$5.421.264	\$4.770.712	\$4.987.562	\$4.472.542	\$4.608.074	\$6.668.154
Servicios	\$3.509.539	\$3.088.394	\$3.228.776	\$2.895.370	\$2.983.108	\$4.316.733
	\$5.421.264	\$4.770.712	\$4.987.562	\$4.472.542	\$4.608.074	\$6.668.154
Transporte y Logística	\$3.492.803	\$3.073.666	\$3.213.378	\$2.881.562	\$2.968.882	\$4.296.147
	\$5.424.059	\$4.773.172	\$4.990.135	\$4.474.849	\$4.610.451	\$6.671.593

Gerente de Cobranzas	Buenos Aires	Cuyo	Litoral	NEA	NOA	Patagonia
Automotriz	\$2.811.733	\$2.474.325	\$2.586.794	\$2.319.679	\$2.389.973	\$3.458.431
	\$4.896.396	\$4.308.828	\$4.504.684	\$4.039.526	\$4.161.936	\$6.022.567
Banca y Serv Financieros	\$3.102.390	\$2.730.103	\$2.854.199	\$2.559.472	\$2.637.032	\$3.815.940
	\$4.992.191	\$4.393.128	\$4.592.815	\$4.118.557	\$4.243.362	\$6.140.395
Consumo masivo	\$2.811.733	\$2.474.325	\$2.586.794	\$2.319.679	\$2.389.973	\$3.458.431
	\$4.896.396	\$4.308.828	\$4.504.684	\$4.039.526	\$4.161.936	\$6.022.567
Energía y Petróleo	\$2.811.733	\$2.474.325	\$2.586.794	\$2.319.679	\$2.389.973	\$3.458.431
	\$4.896.396	\$4.308.828	\$4.504.684	\$4.039.526	\$4.161.936	\$6.022.567
IT	\$3.102.390	\$2.730.103	\$2.854.199	\$2.559.472	\$2.637.032	\$3.815.940
	\$5.210.079	\$4.584.870	\$4.793.273	\$4.298.316	\$4.428.567	\$6.408.398
Lab y Pharma	\$3.005.504	\$2.644.844	\$2.765.064	\$2.479.541	\$2.554.679	\$3.696.770
	\$5.184.120	\$4.562.025	\$4.769.390	\$4.276.899	\$4.406.502	\$6.376.467
Manufactura	\$2.811.733	\$2.474.325	\$2.586.794	\$2.319.679	\$2.389.973	\$3.458.431
	\$4.896.396	\$4.308.828	\$4.504.684	\$4.039.526	\$4.161.936	\$6.022.567
Retail y Comercio	\$2.811.733	\$2.474.325	\$2.586.794	\$2.319.679	\$2.389.973	\$3.458.431
	\$4.896.396	\$4.308.828	\$4.504.684	\$4.039.526	\$4.161.936	\$6.022.567
Servicios	\$2.811.733	\$2.474.325	\$2.586.794	\$2.319.679	\$2.389.973	\$3.458.431
	\$4.896.396	\$4.308.828	\$4.504.684	\$4.039.526	\$4.161.936	\$6.022.567
Transporte y Logística	\$2.801.519	\$2.465.336	\$2.577.397	\$2.311.253	\$2.381.291	\$3.445.868
	\$5.079.614	\$4.470.060	\$4.673.244	\$4.190.681	\$4.317.671	\$6.247.925



administración y finanzas.

según zona geográfica e industria.

Todos los montos corresponden a una remuneración bruta mensual, sin adicionales ni comisiones, para una posición Semi Senior. Se muestran los valores mínimos y máximos para cada una de ellas, completados el 15 de junio de 2024.

Gerente de Contabilidad	Buenos Aires	Cuyo	Litoral	NEA	NOA	Patagonia
Automotriz	\$3.496.077	\$3.076.548	\$3.216.391	\$2.884.264	\$2.971.666	\$4.300.175
	\$6.006.851	\$5.286.029	\$5.526.303	\$4.955.652	\$5.105.823	\$7.388.426
Banca y Serv Financieros	\$3.884.288	\$3.418.173	\$3.573.545	\$3.204.537	\$3.301.644	\$4.777.674
	\$6.271.135	\$5.518.598	\$5.769.444	\$5.173.686	\$5.330.464	\$7.713.496
Consumo masivo	\$3.496.077	\$3.076.548	\$3.216.391	\$2.884.264	\$2.971.666	\$4.300.175
	\$6.006.851	\$5.286.029	\$5.526.303	\$4.955.652	\$5.105.823	\$7.388.426
Energía y Petróleo	\$3.496.077	\$3.076.548	\$3.216.391	\$2.884.264	\$2.971.666	\$4.300.175
	\$6.006.851	\$5.286.029	\$5.526.303	\$4.955.652	\$5.105.823	\$7.388.426
IT	\$3.884.288	\$3.418.173	\$3.573.545	\$3.204.537	\$3.301.644	\$4.777.674
	\$6.271.135	\$5.518.598	\$5.769.444	\$5.173.686	\$5.330.464	\$7.713.496
Lab y Pharma	\$3.754.763	\$3.304.191	\$3.454.382	\$3.097.679	\$3.191.548	\$4.618.358
	\$6.382.124	\$5.616.269	\$5.871.554	\$5.265.252	\$5.424.805	\$7.850.012
Manufactura	\$3.884.288	\$3.418.173	\$3.573.545	\$3.204.537	\$3.301.644	\$4.777.674
	\$6.569.760	\$5.781.389	\$6.044.179	\$5.420.052	\$5.584.296	\$8.080.805
Retail y Comercio	\$3.496.077	\$3.076.548	\$3.216.391	\$2.884.264	\$2.971.666	\$4.300.175
	\$6.006.851	\$5.286.029	\$5.526.303	\$4.955.652	\$5.105.823	\$7.388.426
Servicios	\$3.496.077	\$3.076.548	\$3.216.391	\$2.884.264	\$2.971.666	\$4.300.175
	\$6.006.851	\$5.286.029	\$5.526.303	\$4.955.652	\$5.105.823	\$7.388.426
Transporte y Logística	\$3.492.803	\$3.073.666	\$3.213.378	\$2.881.562	\$2.968.882	\$4.296.147
	\$6.026.733	\$5.303.525	\$5.544.594	\$4.972.055	\$5.122.723	\$7.412.881

Gerente de Auditoría	Buenos Aires	Cuyo	Litoral	NEA	NOA	Patagonia
Automotriz	\$3.078.914	\$2.709.445	\$2.832.601	\$2.540.104	\$2.617.077	\$3.787.065
	\$5.880.118	\$5.174.504	\$5.409.709	\$4.851.098	\$4.998.100	\$7.232.545
Banca y Serv Financieros	\$3.386.934	\$2.980.502	\$3.115.979	\$2.794.220	\$2.878.894	\$4.165.928
	\$5.852.118	\$5.149.864	\$5.383.948	\$4.827.997	\$4.974.300	\$7.198.105
Consumo masivo	\$3.078.914	\$2.709.445	\$2.832.601	\$2.540.104	\$2.617.077	\$3.787.065
	\$5.880.118	\$5.174.504	\$5.409.709	\$4.851.098	\$4.998.100	\$7.232.545
Energía y Petróleo	\$3.078.914	\$2.709.445	\$2.832.601	\$2.540.104	\$2.617.077	\$3.787.065
	\$5.390.108	\$4.743.295	\$4.958.900	\$4.446.839	\$4.581.592	\$6.629.833
IT	\$3.386.934	\$2.980.502	\$3.115.979	\$2.794.220	\$2.878.894	\$4.165.928
	\$5.852.118	\$5.149.864	\$5.383.948	\$4.827.997	\$4.974.300	\$7.198.105
Lab y Pharma	\$3.284.154	\$2.890.056	\$3.021.422	\$2.709.427	\$2.791.531	\$4.039.510
	\$5.698.115	\$5.014.341	\$5.242.265	\$4.700.945	\$4.843.397	\$7.008.681
Manufactura	\$3.386.934	\$2.980.502	\$3.115.979	\$2.794.220	\$2.878.894	\$4.165.928
	\$5.852.118	\$5.149.864	\$5.383.948	\$4.827.997	\$4.974.300	\$7.198.105
Retail y Comercio	\$3.078.914	\$2.709.445	\$2.832.601	\$2.540.104	\$2.617.077	\$3.787.065
	\$5.880.118	\$5.174.504	\$5.409.709	\$4.851.098	\$4.998.100	\$7.232.545
Servicios	\$3.078.914	\$2.709.445	\$2.832.601	\$2.540.104	\$2.617.077	\$3.787.065
	\$5.880.118	\$5.174.504	\$5.409.709	\$4.851.098	\$4.998.100	\$7.232.545
Transporte y Logística	\$3.078.913	\$2.709.443	\$2.832.600	\$2.540.103	\$2.617.076	\$3.787.063
	\$5.883.151	\$5.177.173	\$5.412.499	\$4.853.599	\$5.000.678	\$7.236.275



administración y finanzas. según zona geográfica e industria.

Todos los montos corresponden a una remuneración bruta mensual, sin adicionales ni comisiones, para una posición Semi Senior. Se muestran los valores mínimos y máximos para cada una de ellas, completados el 15 de junio de 2024.

Gerente de Administración y Finanzas	Buenos Aires	Cuyo	Litoral	NEA	NOA	Patagonia
Automotriz	\$3.879.703	\$3.414.139	\$3.569.327	\$3.200.755	\$3.297.748	\$4.772.035
	\$7.574.366	\$6.665.442	\$6.968.417	\$6.248.852	\$6.438.211	\$9.316.470
Banca y Serv Financieros	\$3.403.178	\$2.994.797	\$3.130.924	\$2.807.622	\$2.892.701	\$4.185.909
	\$6.605.249	\$5.812.619	\$6.076.829	\$5.449.330	\$5.614.461	\$8.124.456
Consumo masivo	\$3.233.086	\$2.845.116	\$2.974.439	\$2.667.296	\$2.748.123	\$3.976.696
	\$6.311.972	\$5.554.535	\$5.807.014	\$5.207.377	\$5.365.176	\$7.763.725
Energía y Petróleo	\$3.573.270	\$3.144.478	\$3.287.409	\$2.947.948	\$3.037.280	\$4.395.123
	\$6.605.249	\$5.812.619	\$6.076.829	\$5.449.330	\$5.614.461	\$8.124.456
IT	\$3.573.270	\$3.144.478	\$3.287.409	\$2.947.948	\$3.037.280	\$4.395.123
	\$6.605.249	\$5.812.619	\$6.076.829	\$5.449.330	\$5.614.461	\$8.124.456
Lab y Pharma	\$3.403.178	\$2.994.797	\$3.130.924	\$2.807.622	\$2.892.701	\$4.185.909
	\$6.274.986	\$5.521.988	\$5.772.987	\$5.176.864	\$5.333.738	\$7.718.233
Manufactura	\$4.083.814	\$3.593.756	\$3.757.109	\$3.369.146	\$3.471.242	\$5.023.091
	\$7.926.298	\$6.975.143	\$7.292.195	\$6.539.196	\$6.737.354	\$9.749.347
Retail y Comercio	\$3.233.086	\$2.845.116	\$2.974.439	\$2.667.296	\$2.748.123	\$3.976.696
	\$6.311.972	\$5.554.535	\$5.807.014	\$5.207.377	\$5.365.176	\$7.763.725
Servicios	\$3.233.086	\$2.845.116	\$2.974.439	\$2.667.296	\$2.748.123	\$3.976.696
	\$6.311.972	\$5.554.535	\$5.807.014	\$5.207.377	\$5.365.176	\$7.763.725
Transporte y Logística	\$3.235.087	\$2.846.877	\$2.976.280	\$2.668.947	\$2.749.824	\$3.979.157
	\$6.321.748	\$5.563.138	\$5.816.008	\$5.215.442	\$5.373.486	\$7.775.750

Gerente de Legales	Buenos Aires	Cuyo	Litoral	NEA	NOA	Patagonia
Automotriz	\$3.496.077	\$3.884.288	\$3.496.077	\$3.496.077	\$3.884.288	\$3.754.763
	\$6.006.851	\$6.271.135	\$6.006.851	\$6.006.851	\$6.271.135	\$6.382.124
Banca y Serv Financieros	\$3.884.288	\$3.496.077	\$3.496.077	\$3.492.803	\$3.076.548	\$3.418.173
	\$6.569.760	\$6.006.851	\$6.006.851	\$6.026.733	\$5.286.029	\$5.518.598
Consumo masivo	\$3.076.548	\$3.076.548	\$3.418.173	\$3.304.191	\$3.418.173	\$3.076.548
	\$5.286.029	\$5.286.029	\$5.518.598	\$5.616.269	\$5.781.389	\$5.286.029
Energía y Petróleo	\$3.076.548	\$3.073.666	\$3.216.391	\$3.573.545	\$3.216.391	\$3.216.391
	\$5.286.029	\$5.303.525	\$5.526.303	\$5.769.444	\$5.526.303	\$5.526.303
IT	\$3.573.545	\$3.454.382	\$3.573.545	\$3.216.391	\$3.216.391	\$3.213.378
	\$5.769.444	\$5.871.554	\$6.044.179	\$5.526.303	\$5.526.303	\$5.544.594
Lab y Pharma	\$2.884.264	\$3.204.537	\$2.884.264	\$2.884.264	\$3.204.537	\$3.097.679
	\$4.955.652	\$5.173.686	\$4.955.652	\$4.955.652	\$5.173.686	\$5.265.252
Manufactura	\$3.204.537	\$2.884.264	\$2.884.264	\$2.881.562	\$2.971.666	\$3.301.644
	\$5.420.052	\$4.955.652	\$4.955.652	\$4.972.055	\$5.105.823	\$5.330.464
Retail y Comercio	\$2.971.666	\$2.971.666	\$3.301.644	\$3.191.548	\$3.301.644	\$2.971.666
	\$5.105.823	\$5.105.823	\$5.330.464	\$5.424.805	\$5.584.296	\$5.105.823
Servicios	\$2.971.666	\$2.968.882	\$4.300.175	\$4.777.674	\$4.300.175	\$4.300.175
	\$5.105.823	\$5.122.723	\$7.388.426	\$7.713.496	\$7.388.426	\$7.388.426
Transporte y Logística	\$4.777.674	\$4.618.358	\$4.777.674	\$4.300.175	\$4.300.175	\$4.296.147
	\$7.713.496	\$7.850.012	\$8.080.805	\$7.388.426	\$7.388.426	\$7.412.881



administración y finanzas.

según zona geográfica e industria.

Todos los montos corresponden a una remuneración bruta mensual, sin adicionales ni comisiones, para una posición Semi Senior. Se muestran los valores mínimos y máximos para cada una de ellas, completados el 15 de junio de 2024.

Jefe de Tesorería	Buenos Aires	Cuyo	Litoral	NEA	NOA	Patagonia
Automotriz	\$2.389.364	\$2.102.641	\$2.198.215	\$1.971.226	\$2.030.960	\$2.938.918
	\$2.971.405	\$2.614.836	\$2.733.692	\$2.451.409	\$2.525.694	\$3.654.828
Banca y Serv Financieros	\$2.747.618	\$2.417.904	\$2.527.809	\$2.266.785	\$2.335.476	\$3.379.571
	\$3.342.909	\$2.941.760	\$3.075.476	\$2.757.900	\$2.841.472	\$4.111.778
Consumo masivo	\$2.389.364	\$2.102.641	\$2.198.215	\$1.971.226	\$2.030.960	\$2.938.918
	\$3.095.135	\$2.723.719	\$2.847.524	\$2.553.486	\$2.630.865	\$3.807.016
Energía y Petróleo	\$2.389.364	\$2.102.641	\$2.198.215	\$1.971.226	\$2.030.960	\$2.938.918
	\$3.095.135	\$2.723.719	\$2.847.524	\$2.553.486	\$2.630.865	\$3.807.016
IT	\$2.747.618	\$2.417.904	\$2.527.809	\$2.266.785	\$2.335.476	\$3.379.571
	\$3.342.909	\$2.941.760	\$3.075.476	\$2.757.900	\$2.841.472	\$4.111.778
Lab y Pharma	\$2.628.200	\$2.312.816	\$2.417.944	\$2.168.265	\$2.233.970	\$3.232.686
	\$3.219.178	\$2.832.877	\$2.961.644	\$2.655.822	\$2.736.302	\$3.959.589
Manufactura	\$2.747.618	\$2.417.904	\$2.527.809	\$2.266.785	\$2.335.476	\$3.379.571
	\$3.342.909	\$2.941.760	\$3.075.476	\$2.757.900	\$2.841.472	\$4.111.778
Retail y Comercio	\$2.389.364	\$2.102.641	\$2.198.215	\$1.971.226	\$2.030.960	\$2.938.918
	\$3.095.135	\$2.723.719	\$2.847.524	\$2.553.486	\$2.630.865	\$3.807.016
Servicios	\$2.269.946	\$1.997.553	\$2.088.351	\$1.872.706	\$1.929.454	\$2.792.034
	\$2.847.674	\$2.505.954	\$2.619.861	\$2.349.331	\$2.420.523	\$3.502.640
Transporte y Logística	\$2.383.343	\$2.097.342	\$2.192.676	\$1.966.258	\$2.025.842	\$2.931.512
	\$2.975.790	\$2.618.695	\$2.737.727	\$2.455.027	\$2.529.422	\$3.660.222

Jefe de Impuestos	Buenos Aires	Cuyo	Litoral	NEA	NOA	Patagonia
Automotriz	\$2.815.334	\$2.477.494	\$2.590.108	\$2.322.651	\$2.393.034	\$3.462.861
	\$3.257.315	\$2.866.437	\$2.996.730	\$2.687.285	\$2.768.718	\$4.006.498
Banca y Serv Financieros	\$3.111.606	\$2.738.214	\$2.862.678	\$2.567.075	\$2.644.865	\$3.827.276
	\$3.540.545	\$3.115.680	\$3.257.301	\$2.920.950	\$3.009.463	\$4.354.870
Consumo masivo	\$2.963.320	\$2.607.722	\$2.726.254	\$2.444.739	\$2.518.822	\$3.644.884
	\$3.399.102	\$2.991.210	\$3.127.174	\$2.804.259	\$2.889.237	\$4.180.896
Energía y Petróleo	\$2.815.334	\$2.477.494	\$2.590.108	\$2.322.651	\$2.393.034	\$3.462.861
	\$3.257.315	\$2.866.437	\$2.996.730	\$2.687.285	\$2.768.718	\$4.006.498
IT	\$3.259.592	\$2.868.441	\$2.998.824	\$2.689.163	\$2.770.653	\$4.009.298
	\$3.682.332	\$3.240.452	\$3.387.745	\$3.037.924	\$3.129.982	\$4.529.268
Lab y Pharma	\$3.111.606	\$2.738.214	\$2.862.678	\$2.567.075	\$2.644.865	\$3.827.276
	\$3.540.545	\$3.115.680	\$3.257.301	\$2.920.950	\$3.009.463	\$4.354.870
Manufactura	\$3.259.592	\$2.868.441	\$2.998.824	\$2.689.163	\$2.770.653	\$4.009.298
	\$3.682.332	\$3.240.452	\$3.387.745	\$3.037.924	\$3.129.982	\$4.529.268
Retail y Comercio	\$2.963.320	\$2.607.722	\$2.726.254	\$2.444.739	\$2.518.822	\$3.644.884
	\$3.399.102	\$2.991.210	\$3.127.174	\$2.804.259	\$2.889.237	\$4.180.896
Servicios	\$2.815.334	\$2.477.494	\$2.590.108	\$2.322.651	\$2.393.034	\$3.462.861
	\$3.257.315	\$2.866.437	\$2.996.730	\$2.687.285	\$2.768.718	\$4.006.498
Transporte y Logística	\$2.977.758	\$2.620.427	\$2.739.537	\$2.456.650	\$2.531.094	\$3.662.642
	\$3.407.017	\$2.998.175	\$3.134.456	\$2.810.789	\$2.895.965	\$4.190.631



administración y finanzas.

según zona geográfica e industria.

Todos los montos corresponden a una remuneración bruta mensual, sin adicionales ni comisiones, para una posición Semi Senior. Se muestran los valores mínimos y máximos para cada una de ellas, completados el 15 de junio de 2024.

Jefe de control de gestión	Buenos Aires	Cuyo	Litoral	NEA	NOA	Patagonia
Automotriz	\$2.933.720	\$2.581.674	\$2.699.023	\$2.420.319	\$2.493.662	\$3.608.476
	\$3.516.379	\$3.094.413	\$3.235.068	\$2.901.012	\$2.988.922	\$4.325.146
Banca y Serv Financieros	\$3.242.517	\$2.853.415	\$2.983.116	\$2.675.076	\$2.756.139	\$3.988.296
	\$3.822.230	\$3.363.562	\$3.516.452	\$3.153.340	\$3.248.896	\$4.701.343
Consumo masivo	\$2.933.720	\$2.581.674	\$2.699.023	\$2.420.319	\$2.493.662	\$3.608.476
	\$3.516.379	\$3.094.413	\$3.235.068	\$2.901.012	\$2.988.922	\$4.325.146
Energía y Petróleo	\$2.933.720	\$2.581.674	\$2.699.023	\$2.420.319	\$2.493.662	\$3.608.476
	\$3.516.379	\$3.094.413	\$3.235.068	\$2.901.012	\$2.988.922	\$4.325.146
IT	\$3.396.762	\$2.989.150	\$3.125.021	\$2.802.328	\$2.887.247	\$4.178.017
	\$3.975.338	\$3.498.298	\$3.657.311	\$3.279.654	\$3.379.038	\$4.889.666
Lab y Pharma	\$3.242.517	\$2.853.415	\$2.983.116	\$2.675.076	\$2.756.139	\$3.988.296
	\$3.822.230	\$3.363.562	\$3.516.452	\$3.153.340	\$3.248.896	\$4.701.343
Manufactura	\$3.396.762	\$2.989.150	\$3.125.021	\$2.802.328	\$2.887.247	\$4.178.017
	\$3.975.338	\$3.498.298	\$3.657.311	\$3.279.654	\$3.379.038	\$4.889.666
Retail y Comercio	\$2.933.720	\$2.581.674	\$2.699.023	\$2.420.319	\$2.493.662	\$3.608.476
	\$3.516.379	\$3.094.413	\$3.235.068	\$2.901.012	\$2.988.922	\$4.325.146
Servicios	\$2.779.169	\$2.445.668	\$2.556.835	\$2.292.814	\$2.362.293	\$3.418.377
	\$3.507.974	\$3.087.017	\$3.227.336	\$2.894.079	\$2.981.778	\$4.314.808
Transporte y Logística	\$2.918.972	\$2.568.695	\$2.685.454	\$2.408.152	\$2.481.126	\$3.590.335
	\$3.507.974	\$3.087.017	\$3.227.336	\$2.894.079	\$2.981.778	\$4.314.808

Jefe de Contabilidad	Buenos Aires	Cuyo	Litoral	NEA	NOA	Patagonia
Automotriz	\$2.625.941	\$2.310.828	\$2.415.866	\$2.166.401	\$2.232.050	\$3.229.907
	\$3.116.154	\$2.742.215	\$2.866.862	\$2.570.827	\$2.648.731	\$3.832.869
Banca y Serv Financieros	\$3.019.667	\$2.657.307	\$2.778.093	\$2.491.225	\$2.566.717	\$3.714.190
	\$3.505.755	\$3.085.065	\$3.225.295	\$2.892.248	\$2.979.892	\$4.312.079
Consumo masivo	\$2.625.941	\$2.310.828	\$2.415.866	\$2.166.401	\$2.232.050	\$3.229.907
	\$3.245.911	\$2.856.402	\$2.986.239	\$2.677.877	\$2.759.025	\$3.992.471
Energía y Petróleo	\$2.625.941	\$2.310.828	\$2.415.866	\$2.166.401	\$2.232.050	\$3.229.907
	\$3.245.911	\$2.856.402	\$2.986.239	\$2.677.877	\$2.759.025	\$3.992.471
IT	\$3.019.667	\$2.657.307	\$2.778.093	\$2.491.225	\$2.566.717	\$3.714.190
	\$3.505.755	\$3.085.065	\$3.225.295	\$2.892.248	\$2.979.892	\$4.312.079
Lab y Pharma	\$2.888.425	\$2.541.814	\$2.657.351	\$2.382.950	\$2.455.161	\$3.552.763
	\$3.375.998	\$2.970.878	\$3.105.918	\$2.785.198	\$2.869.598	\$4.152.477
Manufactura	\$3.019.667	\$2.657.307	\$2.778.093	\$2.491.225	\$2.566.717	\$3.714.190
	\$3.505.755	\$3.085.065	\$3.225.295	\$2.892.248	\$2.979.892	\$4.312.079
Retail y Comercio	\$2.625.941	\$2.310.828	\$2.415.866	\$2.166.401	\$2.232.050	\$3.229.907
	\$3.245.911	\$2.856.402	\$2.986.239	\$2.677.877	\$2.759.025	\$3.992.471
Servicios	\$2.494.699	\$2.195.335	\$2.295.123	\$2.058.127	\$2.120.494	\$3.068.480
	\$2.986.396	\$2.628.029	\$2.747.485	\$2.463.777	\$2.538.437	\$3.673.267
Transporte y Logística	\$2.619.324	\$2.305.005	\$2.409.778	\$2.160.942	\$2.226.425	\$3.221.768
	\$3.120.753	\$2.746.262	\$2.871.093	\$2.574.621	\$2.652.640	\$3.838.526



administración y finanzas.

según zona geográfica e industria.

Todos los montos corresponden a una remuneración bruta mensual, sin adicionales ni comisiones, para una posición Semi Senior. Se muestran los valores mínimos y máximos para cada una de ellas, completados el 15 de junio de 2024.

Jefe de Cobranzas	Buenos Aires	Cuyo	Litoral	NEA	NOA	Patagonia
Automotriz	\$2.057.037	\$1.810.193	\$1.892.474	\$1.697.056	\$1.748.482	\$2.530.156
	\$3.191.219	\$2.808.273	\$2.935.922	\$2.632.756	\$2.712.536	\$3.925.200
Banca y Serv Financieros	\$2.063.969	\$1.816.293	\$1.898.851	\$1.702.774	\$1.754.374	\$2.538.682
	\$3.481.083	\$3.063.353	\$3.202.597	\$2.871.894	\$2.958.921	\$4.281.732
Consumo masivo	\$1.960.861	\$1.725.557	\$1.803.992	\$1.617.710	\$1.666.732	\$2.411.859
	\$3.336.151	\$2.935.813	\$3.069.259	\$2.752.325	\$2.835.729	\$4.103.466
Energía y Petróleo	\$2.057.037	\$1.810.193	\$1.892.474	\$1.697.056	\$1.748.482	\$2.530.156
	\$3.191.219	\$2.808.273	\$2.935.922	\$2.632.756	\$2.712.536	\$3.925.200
IT	\$2.167.278	\$1.907.204	\$1.993.895	\$1.788.004	\$1.842.186	\$2.665.751
	\$3.626.355	\$3.191.192	\$3.336.246	\$2.991.743	\$3.082.401	\$4.460.416
Lab y Pharma	\$2.063.969	\$1.816.293	\$1.898.851	\$1.702.774	\$1.754.374	\$2.538.682
	\$3.481.083	\$3.063.353	\$3.202.597	\$2.871.894	\$2.958.921	\$4.281.732
Manufactura	\$2.270.386	\$1.997.940	\$2.088.755	\$1.873.068	\$1.929.828	\$2.792.575
	\$3.771.287	\$3.318.732	\$3.469.584	\$3.111.311	\$3.205.594	\$4.638.683
Retail y Comercio	\$1.960.861	\$1.725.557	\$1.803.992	\$1.617.710	\$1.666.732	\$2.411.859
	\$3.336.151	\$2.935.813	\$3.069.259	\$2.752.325	\$2.835.729	\$4.103.466
Servicios	\$2.057.037	\$1.810.193	\$1.892.474	\$1.697.056	\$1.748.482	\$2.530.156
	\$3.191.219	\$2.808.273	\$2.935.922	\$2.632.756	\$2.712.536	\$3.925.200
Transporte y Logística	\$1.962.062	\$1.726.614	\$1.805.097	\$1.618.701	\$1.667.753	\$2.413.336
	\$3.326.308	\$2.927.151	\$3.060.203	\$2.744.204	\$2.827.362	\$4.091.359

Jefe de Auditoría	Buenos Aires	Cuyo	Litoral	NEA	NOA	Patagonia
Automotriz	\$1.954.966	\$1.720.370	\$1.798.569	\$1.612.847	\$1.661.721	\$2.404.608
	\$3.215.556	\$2.829.689	\$2.958.312	\$2.652.834	\$2.733.223	\$3.955.134
Banca y Serv Financieros	\$2.232.114	\$1.964.261	\$2.053.545	\$1.841.494	\$1.897.297	\$2.745.501
	\$3.601.179	\$3.169.038	\$3.313.085	\$2.970.973	\$3.061.002	\$4.429.450
Consumo masivo	\$1.954.966	\$1.720.370	\$1.798.569	\$1.612.847	\$1.661.721	\$2.404.608
	\$3.344.097	\$2.942.805	\$3.076.569	\$2.758.880	\$2.842.483	\$4.113.239
Energía y Petróleo	\$2.046.088	\$1.800.557	\$1.882.401	\$1.688.022	\$1.739.175	\$2.516.688
	\$3.344.097	\$2.942.805	\$3.076.569	\$2.758.880	\$2.842.483	\$4.113.239
IT	\$2.232.114	\$1.964.261	\$2.053.545	\$1.841.494	\$1.897.297	\$2.745.501
	\$3.601.179	\$3.169.038	\$3.313.085	\$2.970.973	\$3.061.002	\$4.429.450
Lab y Pharma	\$2.232.114	\$1.964.261	\$2.053.545	\$1.841.494	\$1.897.297	\$2.745.501
	\$3.601.179	\$3.169.038	\$3.313.085	\$2.970.973	\$3.061.002	\$4.429.450
Manufactura	\$2.232.114	\$1.964.261	\$2.053.545	\$1.841.494	\$1.897.297	\$2.745.501
	\$3.601.179	\$3.169.038	\$3.313.085	\$2.970.973	\$3.061.002	\$4.429.450
Retail y Comercio	\$1.954.966	\$1.720.370	\$1.798.569	\$1.612.847	\$1.661.721	\$2.404.608
	\$3.215.556	\$2.829.689	\$2.958.312	\$2.652.834	\$2.733.223	\$3.955.134
Servicios	\$1.860.061	\$1.636.854	\$1.711.256	\$1.534.550	\$1.581.052	\$2.287.875
	\$3.086.677	\$2.716.275	\$2.839.743	\$2.546.508	\$2.623.675	\$3.796.612
Transporte y Logística	\$1.961.436	\$1.726.064	\$1.804.521	\$1.618.185	\$1.667.221	\$2.412.567
	\$3.213.526	\$2.827.903	\$2.956.444	\$2.651.159	\$2.731.497	\$3.952.638



administración y finanzas. según zona geográfica e industria.

Todos los montos corresponden a una remuneración bruta mensual, sin adicionales ni comisiones, para una posición Semi Senior. Se muestran los valores mínimos y máximos para cada una de ellas, completados el 15 de junio de 2024.

Jefe de Administración y finanzas	Buenos Aires	Cuyo	Litoral	NEA	NOA	Patagonia
Automotriz	\$2.565.321	\$2.257.482	\$2.360.095	\$2.116.389	\$2.180.523	\$3.155.344
	\$3.140.134	\$2.763.318	\$2.888.924	\$2.590.611	\$2.669.114	\$3.862.365
Banca y Serv Financieros	\$2.915.320	\$2.565.482	\$2.682.094	\$2.405.139	\$2.478.022	\$3.585.843
	\$3.502.470	\$3.082.174	\$3.222.273	\$2.889.538	\$2.977.100	\$4.308.038
Consumo masivo	\$2.565.321	\$2.257.482	\$2.360.095	\$2.116.389	\$2.180.523	\$3.155.344
	\$3.260.694	\$2.869.411	\$2.999.838	\$2.690.073	\$2.771.590	\$4.010.654
Energía y Petróleo	\$2.915.320	\$2.565.482	\$2.682.094	\$2.405.139	\$2.478.022	\$3.585.843
	\$3.502.470	\$3.082.174	\$3.222.273	\$2.889.538	\$2.977.100	\$4.308.038
IT	\$2.915.320	\$2.565.482	\$2.682.094	\$2.405.139	\$2.478.022	\$3.585.843
	\$3.502.470	\$3.082.174	\$3.222.273	\$2.889.538	\$2.977.100	\$4.308.038
Lab y Pharma	\$2.798.653	\$2.462.815	\$2.574.761	\$2.308.889	\$2.378.855	\$3.442.344
	\$3.381.582	\$2.975.792	\$3.111.055	\$2.789.805	\$2.874.345	\$4.159.346
Manufactura	\$2.915.320	\$2.565.482	\$2.682.094	\$2.405.139	\$2.478.022	\$3.585.843
	\$3.502.470	\$3.082.174	\$3.222.273	\$2.889.538	\$2.977.100	\$4.308.038
Retail y Comercio	\$2.565.321	\$2.257.482	\$2.360.095	\$2.116.389	\$2.180.523	\$3.155.344
	\$3.140.134	\$2.763.318	\$2.888.924	\$2.590.611	\$2.669.114	\$3.862.365
Servicios	\$2.448.654	\$2.154.816	\$2.252.762	\$2.020.140	\$2.081.356	\$3.011.845
	\$3.019.246	\$2.656.937	\$2.777.707	\$2.490.878	\$2.566.359	\$3.713.673
Transporte y Logística	\$2.574.708	\$2.265.743	\$2.368.731	\$2.124.134	\$2.188.501	\$3.166.890
	\$3.153.603	\$2.775.171	\$2.901.315	\$2.601.722	\$2.680.562	\$3.878.932

Jefe de Legales	Buenos Aires	Cuyo	Litoral	NEA	NOA	Patagonia
Automotriz	\$2.625.941	\$3.019.667	\$2.625.941	\$2.625.941	\$3.019.667	\$2.888.425
	\$3.116.154	\$3.505.755	\$3.245.911	\$3.245.911	\$3.505.755	\$3.375.998
Banca y Serv Financieros	\$3.019.667	\$2.625.941	\$2.494.699	\$2.619.324	\$2.310.828	\$2.657.307
	\$3.505.755	\$3.245.911	\$2.986.396	\$3.120.753	\$2.742.215	\$3.085.065
Consumo masivo	\$2.310.828	\$2.310.828	\$2.657.307	\$2.541.814	\$2.657.307	\$2.310.828
	\$2.856.402	\$2.856.402	\$3.085.065	\$2.970.878	\$3.085.065	\$2.856.402
Energía y Petróleo	\$2.195.335	\$2.305.005	\$2.415.866	\$2.778.093	\$2.415.866	\$2.415.866
	\$2.628.029	\$2.746.262	\$2.866.862	\$3.225.295	\$2.986.239	\$2.986.239
IT	\$2.778.093	\$2.657.351	\$2.778.093	\$2.415.866	\$2.295.123	\$2.409.778
	\$3.225.295	\$3.105.918	\$3.225.295	\$2.986.239	\$2.747.485	\$2.871.093
Lab y Pharma	\$2.166.401	\$2.491.225	\$2.166.401	\$2.166.401	\$2.491.225	\$2.382.950
	\$2.570.827	\$2.892.248	\$2.677.877	\$2.677.877	\$2.892.248	\$2.785.198
Manufactura	\$2.491.225	\$2.166.401	\$2.058.127	\$2.160.942	\$2.232.050	\$2.566.717
	\$2.892.248	\$2.677.877	\$2.463.777	\$2.574.621	\$2.648.731	\$2.979.892
Retail y Comercio	\$2.232.050	\$2.232.050	\$2.566.717	\$2.455.161	\$2.566.717	\$2.232.050
	\$2.759.025	\$2.759.025	\$2.979.892	\$2.869.598	\$2.979.892	\$2.759.025
Servicios	\$2.120.494	\$2.226.425	\$3.229.907	\$3.714.190	\$3.229.907	\$3.229.907
	\$2.538.437	\$2.652.640	\$3.832.869	\$4.312.079	\$3.992.471	\$3.992.471
Transporte y Logística	\$3.714.190	\$3.552.763	\$3.714.190	\$3.229.907	\$3.068.480	\$3.221.768
	\$4.312.079	\$4.152.477	\$4.312.079	\$3.992.471	\$3.673.267	\$3.838.526



administración y finanzas.

según zona geográfica e industria.

Todos los montos corresponden a una remuneración bruta mensual, sin adicionales ni comisiones, para una posición Semi Senior. Se muestran los valores mínimos y máximos para cada una de ellas, completados el 15 de junio de 2024.

Analista de Contabilidad	Buenos Aires	Cuyo	Litoral	NEA	NOA	Patagonia
Automotriz	\$1.265.148	\$1.113.330	\$1.163.936	\$1.043.747	\$1.075.376	\$1.556.132
	\$1.665.118	\$1.465.304	\$1.531.908	\$1.373.722	\$1.415.350	\$2.048.095
Banca y Serv Financieros	\$1.257.680	\$1.106.759	\$1.157.066	\$1.037.586	\$1.069.028	\$1.546.947
	\$1.873.149	\$1.648.371	\$1.723.297	\$1.545.348	\$1.592.177	\$2.303.973
Consumo masivo	\$1.265.148	\$1.113.330	\$1.163.936	\$1.043.747	\$1.075.376	\$1.556.132
	\$1.665.118	\$1.465.304	\$1.531.908	\$1.373.722	\$1.415.350	\$2.048.095
Energía y Petróleo	\$1.265.148	\$1.113.330	\$1.163.936	\$1.043.747	\$1.075.376	\$1.556.132
	\$1.665.118	\$1.465.304	\$1.531.908	\$1.373.722	\$1.415.350	\$2.048.095
IT	\$1.257.680	\$1.106.759	\$1.157.066	\$1.037.586	\$1.069.028	\$1.546.947
	\$1.873.149	\$1.648.371	\$1.723.297	\$1.545.348	\$1.592.177	\$2.303.973
Lab y Pharma	\$1.257.680	\$1.106.759	\$1.157.066	\$1.037.586	\$1.069.028	\$1.546.947
	\$1.873.149	\$1.648.371	\$1.723.297	\$1.545.348	\$1.592.177	\$2.303.973
Manufactura	\$1.362.487	\$1.198.988	\$1.253.488	\$1.124.052	\$1.158.114	\$1.675.859
	\$1.873.149	\$1.648.371	\$1.723.297	\$1.545.348	\$1.592.177	\$2.303.973
Retail y Comercio	\$1.265.148	\$1.113.330	\$1.163.936	\$1.043.747	\$1.075.376	\$1.556.132
	\$1.665.118	\$1.465.304	\$1.531.908	\$1.373.722	\$1.415.350	\$2.048.095
Servicios	\$1.167.938	\$1.027.786	\$1.074.503	\$963.549	\$992.748	\$1.436.564
	\$1.561.015	\$1.373.694	\$1.436.134	\$1.287.838	\$1.326.863	\$1.920.049
Transporte y Logística	\$1.268.513	\$1.116.292	\$1.167.032	\$1.046.524	\$1.078.236	\$1.560.271
	\$1.668.420	\$1.468.210	\$1.534.946	\$1.376.447	\$1.418.157	\$2.052.157

Analista de Auditoría	Buenos Aires	Cuyo	Litoral	NEA	NOA	Patagonia
Automotriz	\$1.506.170	\$1.325.430	\$1.385.677	\$1.242.591	\$1.280.245	\$1.852.590
	\$2.234.571	\$1.966.422	\$2.055.805	\$1.843.521	\$1.899.385	\$2.748.522
Banca y Serv Financieros	\$1.707.069	\$1.502.221	\$1.570.503	\$1.408.332	\$1.451.009	\$2.099.695
	\$2.389.600	\$2.102.848	\$2.198.432	\$1.971.420	\$2.031.160	\$2.939.208
Consumo masivo	\$1.606.701	\$1.413.897	\$1.478.165	\$1.325.528	\$1.365.696	\$1.976.242
	\$2.358.659	\$2.075.620	\$2.169.967	\$1.945.894	\$2.004.860	\$2.901.151
Energía y Petróleo	\$1.606.701	\$1.413.897	\$1.478.165	\$1.325.528	\$1.365.696	\$1.976.242
	\$2.358.659	\$2.075.620	\$2.169.967	\$1.945.894	\$2.004.860	\$2.901.151
IT	\$1.707.069	\$1.502.221	\$1.570.503	\$1.408.332	\$1.451.009	\$2.099.695
	\$2.389.600	\$2.102.848	\$2.198.432	\$1.971.420	\$2.031.160	\$2.939.208
Lab y Pharma	\$1.707.069	\$1.502.221	\$1.570.503	\$1.408.332	\$1.451.009	\$2.099.695
	\$2.389.600	\$2.102.848	\$2.198.432	\$1.971.420	\$2.031.160	\$2.939.208
Manufactura	\$1.707.069	\$1.502.221	\$1.570.503	\$1.408.332	\$1.451.009	\$2.099.695
	\$2.389.600	\$2.102.848	\$2.198.432	\$1.971.420	\$2.031.160	\$2.939.208
Retail y Comercio	\$1.606.701	\$1.413.897	\$1.478.165	\$1.325.528	\$1.365.696	\$1.976.242
	\$2.358.659	\$2.075.620	\$2.169.967	\$1.945.894	\$2.004.860	\$2.901.151
Servicios	\$1.506.170	\$1.325.430	\$1.385.677	\$1.242.591	\$1.280.245	\$1.852.590
	\$2.234.571	\$1.966.422	\$2.055.805	\$1.843.521	\$1.899.385	\$2.748.522
Transporte y Logística	\$1.610.442	\$1.417.189	\$1.481.607	\$1.328.615	\$1.368.876	\$1.980.844
	\$2.360.119	\$2.076.905	\$2.171.310	\$1.947.098	\$2.006.101	\$2.902.947



administración y finanzas.

según zona geográfica e industria.

Todos los montos corresponden a una remuneración bruta mensual, sin adicionales ni comisiones, para una posición Semi Senior. Se muestran los valores mínimos y máximos para cada una de ellas, completados el 15 de junio de 2024.

Analista de Control de Gestión	Buenos Aires	Cuyo	Litoral	NEA	NOA	Patagonia
Automotriz	\$1.518.978	\$1.336.700	\$1.397.459	\$1.253.156	\$1.291.131	\$1.868.342
	\$1.849.982	\$1.627.984	\$1.701.984	\$1.526.235	\$1.572.485	\$2.275.478
Banca y Serv Financieros	\$1.627.533	\$1.432.229	\$1.497.331	\$1.342.715	\$1.383.403	\$2.001.866
	\$1.952.833	\$1.718.493	\$1.796.607	\$1.611.088	\$1.659.908	\$2.401.985
Consumo masivo	\$1.518.978	\$1.336.700	\$1.397.459	\$1.253.156	\$1.291.131	\$1.868.342
	\$1.849.982	\$1.627.984	\$1.701.984	\$1.526.235	\$1.572.485	\$2.275.478
Energía y Petróleo	\$1.627.533	\$1.432.229	\$1.497.331	\$1.342.715	\$1.383.403	\$2.001.866
	\$1.952.833	\$1.718.493	\$1.796.607	\$1.611.088	\$1.659.908	\$2.401.985
IT	\$1.736.089	\$1.527.758	\$1.597.202	\$1.432.273	\$1.475.676	\$2.135.390
	\$2.055.685	\$1.809.002	\$1.891.230	\$1.695.940	\$1.747.332	\$2.528.492
Lab y Pharma	\$1.627.533	\$1.432.229	\$1.497.331	\$1.342.715	\$1.383.403	\$2.001.866
	\$1.952.833	\$1.718.493	\$1.796.607	\$1.611.088	\$1.659.908	\$2.401.985
Manufactura	\$1.736.089	\$1.527.758	\$1.597.202	\$1.432.273	\$1.475.676	\$2.135.390
	\$2.055.685	\$1.809.002	\$1.891.230	\$1.695.940	\$1.747.332	\$2.528.492
Retail y Comercio	\$1.518.978	\$1.336.700	\$1.397.459	\$1.253.156	\$1.291.131	\$1.868.342
	\$1.747.322	\$1.537.644	\$1.607.537	\$1.441.541	\$1.485.224	\$2.149.207
Servicios	\$1.518.978	\$1.336.700	\$1.397.459	\$1.253.156	\$1.291.131	\$1.868.342
	\$1.747.322	\$1.537.644	\$1.607.537	\$1.441.541	\$1.485.224	\$2.149.207
Transporte y Logística	\$1.621.913	\$1.427.283	\$1.492.160	\$1.338.078	\$1.378.626	\$1.994.953
	\$1.949.966	\$1.715.970	\$1.793.969	\$1.608.722	\$1.657.471	\$2.398.458

Analista de Impuestos	Buenos Aires	Cuyo	Litoral	NEA	NOA	Patagonia
Automotriz	\$1.234.169	\$1.086.069	\$1.135.436	\$1.018.190	\$1.049.044	\$1.518.028
	\$1.681.802	\$1.479.986	\$1.547.258	\$1.387.487	\$1.429.532	\$2.068.617
Banca y Serv Financieros	\$1.220.650	\$1.074.172	\$1.122.998	\$1.007.036	\$1.037.552	\$1.501.399
	\$1.775.303	\$1.562.267	\$1.633.279	\$1.464.625	\$1.509.008	\$2.183.623
Consumo masivo	\$1.234.169	\$1.086.069	\$1.135.436	\$1.018.190	\$1.049.044	\$1.518.028
	\$1.681.802	\$1.479.986	\$1.547.258	\$1.387.487	\$1.429.532	\$2.068.617
Energía y Petróleo	\$1.220.650	\$1.074.172	\$1.122.998	\$1.007.036	\$1.037.552	\$1.501.399
	\$1.775.303	\$1.562.267	\$1.633.279	\$1.464.625	\$1.509.008	\$2.183.623
IT	\$1.302.067	\$1.145.819	\$1.197.901	\$1.074.205	\$1.106.757	\$1.601.542
	\$1.868.804	\$1.644.548	\$1.719.300	\$1.541.763	\$1.588.484	\$2.298.629
Lab y Pharma	\$1.322.371	\$1.163.686	\$1.216.581	\$1.090.956	\$1.124.015	\$1.626.516
	\$1.775.303	\$1.562.267	\$1.633.279	\$1.464.625	\$1.509.008	\$2.183.623
Manufactura	\$1.302.067	\$1.145.819	\$1.197.901	\$1.074.205	\$1.106.757	\$1.601.542
	\$1.868.804	\$1.644.548	\$1.719.300	\$1.541.763	\$1.588.484	\$2.298.629
Retail y Comercio	\$1.234.169	\$1.086.069	\$1.135.436	\$1.018.190	\$1.049.044	\$1.518.028
	\$1.588.475	\$1.397.858	\$1.461.397	\$1.310.492	\$1.350.204	\$1.953.824
Servicios	\$1.234.169	\$1.086.069	\$1.135.436	\$1.018.190	\$1.049.044	\$1.518.028
	\$1.588.475	\$1.397.858	\$1.461.397	\$1.310.492	\$1.350.204	\$1.953.824
Transporte y Logística	\$1.317.804	\$1.159.668	\$1.212.380	\$1.087.188	\$1.120.134	\$1.620.899
	\$1.772.696	\$1.559.973	\$1.630.881	\$1.462.474	\$1.506.792	\$2.180.416



administración y finanzas.

según zona geográfica e industria.

Todos los montos corresponden a una remuneración bruta mensual, sin adicionales ni comisiones, para una posición Semi Senior. Se muestran los valores mínimos y máximos para cada una de ellas, completados el 15 de junio de 2024.

Analista de Tesorería	Buenos Aires	Cuyo	Litoral	NEA	NOA	Patagonia
Automotriz	\$1.273.349	\$1.120.547	\$1.171.481	\$1.050.513	\$1.082.347	\$1.566.220
	\$1.681.802	\$1.479.986	\$1.547.258	\$1.387.487	\$1.429.532	\$2.068.617
Banca y Serv Financieros	\$1.364.351	\$1.200.629	\$1.255.203	\$1.125.589	\$1.159.698	\$1.678.152
	\$1.775.303	\$1.562.267	\$1.633.279	\$1.464.625	\$1.509.008	\$2.183.623
Consumo masivo	\$1.273.349	\$1.120.547	\$1.171.481	\$1.050.513	\$1.082.347	\$1.566.220
	\$1.681.802	\$1.479.986	\$1.547.258	\$1.387.487	\$1.429.532	\$2.068.617
Energía y Petróleo	\$1.364.351	\$1.200.629	\$1.255.203	\$1.125.589	\$1.159.698	\$1.678.152
	\$1.775.303	\$1.562.267	\$1.633.279	\$1.464.625	\$1.509.008	\$2.183.623
IT	\$1.455.352	\$1.280.710	\$1.338.924	\$1.200.666	\$1.237.050	\$1.790.083
	\$1.868.804	\$1.644.548	\$1.719.300	\$1.541.763	\$1.588.484	\$2.298.629
Lab y Pharma	\$1.364.351	\$1.200.629	\$1.255.203	\$1.125.589	\$1.159.698	\$1.678.152
	\$1.775.303	\$1.562.267	\$1.633.279	\$1.464.625	\$1.509.008	\$2.183.623
Manufactura	\$1.343.402	\$1.182.194	\$1.235.930	\$1.108.307	\$1.141.892	\$1.652.385
	\$1.868.804	\$1.644.548	\$1.719.300	\$1.541.763	\$1.588.484	\$2.298.629
Retail y Comercio	\$1.273.349	\$1.120.547	\$1.171.481	\$1.050.513	\$1.082.347	\$1.566.220
	\$1.588.475	\$1.397.858	\$1.461.397	\$1.310.492	\$1.350.204	\$1.953.824
Servicios	\$1.273.349	\$1.120.547	\$1.171.481	\$1.050.513	\$1.082.347	\$1.566.220
	\$1.588.475	\$1.397.858	\$1.461.397	\$1.310.492	\$1.350.204	\$1.953.824
Transporte y Logística	\$1.359.639	\$1.196.482	\$1.250.868	\$1.121.702	\$1.155.693	\$1.672.356
	\$1.772.696	\$1.559.973	\$1.630.881	\$1.462.474	\$1.506.792	\$2.180.416

Analista de Cobranzas	Buenos Aires	Cuyo	Litoral	NEA	NOA	Patagonia
Automotriz	\$1.212.305	\$1.066.829	\$1.115.321	\$1.000.152	\$1.030.459	\$1.491.135
	\$1.494.383	\$1.315.057	\$1.374.832	\$1.232.866	\$1.270.225	\$1.838.091
Banca y Serv Financieros	\$1.212.305	\$1.066.829	\$1.115.321	\$1.000.152	\$1.030.459	\$1.491.135
	\$1.693.655	\$1.490.416	\$1.558.162	\$1.397.265	\$1.439.607	\$2.083.195
Consumo masivo	\$1.212.305	\$1.066.829	\$1.115.321	\$1.000.152	\$1.030.459	\$1.491.135
	\$1.494.383	\$1.315.057	\$1.374.832	\$1.232.866	\$1.270.225	\$1.838.091
Energía y Petróleo	\$1.212.305	\$1.066.829	\$1.115.321	\$1.000.152	\$1.030.459	\$1.491.135
	\$1.494.383	\$1.315.057	\$1.374.832	\$1.232.866	\$1.270.225	\$1.838.091
IT	\$1.212.305	\$1.066.829	\$1.115.321	\$1.000.152	\$1.030.459	\$1.491.135
	\$1.693.655	\$1.490.416	\$1.558.162	\$1.397.265	\$1.439.607	\$2.083.195
Lab y Pharma	\$1.313.331	\$1.155.731	\$1.208.264	\$1.083.498	\$1.116.331	\$1.615.397
	\$1.693.655	\$1.490.416	\$1.558.162	\$1.397.265	\$1.439.607	\$2.083.195
Manufactura	\$1.212.305	\$1.066.829	\$1.115.321	\$1.000.152	\$1.030.459	\$1.491.135
	\$1.693.655	\$1.490.416	\$1.558.162	\$1.397.265	\$1.439.607	\$2.083.195
Retail y Comercio	\$1.212.305	\$1.066.829	\$1.115.321	\$1.000.152	\$1.030.459	\$1.491.135
	\$1.494.383	\$1.315.057	\$1.374.832	\$1.232.866	\$1.270.225	\$1.838.091
Servicios	\$1.196.763	\$1.053.151	\$1.101.022	\$987.329	\$1.017.248	\$1.472.018
	\$1.394.747	\$1.227.377	\$1.283.167	\$1.150.666	\$1.185.535	\$1.715.539
Transporte y Logística	\$1.217.773	\$1.071.640	\$1.120.351	\$1.004.663	\$1.035.107	\$1.497.861
	\$1.501.578	\$1.321.389	\$1.381.452	\$1.238.802	\$1.276.341	\$1.846.941



administración y finanzas. según zona geográfica e industria.

Todos los montos corresponden a una remuneración bruta mensual, sin adicionales ni comisiones, para una posición Semi Senior. Se muestran los valores mínimos y máximos para cada una de ellas, completados el 15 de junio de 2024.

Analista de Administración y finanzas	Buenos Aires	Cuyo	Litoral	NEA	NOA	Patagonia
Automotriz	\$1.116.629	\$982.634	\$1.027.299	\$921.219	\$949.135	\$1.373.454
	\$1.681.802	\$1.479.986	\$1.547.258	\$1.387.487	\$1.429.532	\$2.068.617
Banca y Serv Financieros	\$1.196.431	\$1.052.859	\$1.100.716	\$987.055	\$1.016.966	\$1.471.610
	\$1.775.303	\$1.562.267	\$1.633.279	\$1.464.625	\$1.509.008	\$2.183.623
Consumo masivo	\$1.116.629	\$982.634	\$1.027.299	\$921.219	\$949.135	\$1.373.454
	\$1.681.802	\$1.479.986	\$1.547.258	\$1.387.487	\$1.429.532	\$2.068.617
Energía y Petróleo	\$1.276.232	\$1.123.084	\$1.174.134	\$1.052.891	\$1.084.797	\$1.569.766
	\$1.868.804	\$1.644.548	\$1.719.300	\$1.541.763	\$1.588.484	\$2.298.629
IT	\$1.276.232	\$1.123.084	\$1.174.134	\$1.052.891	\$1.084.797	\$1.569.766
	\$1.868.804	\$1.644.548	\$1.719.300	\$1.541.763	\$1.588.484	\$2.298.629
Lab y Pharma	\$1.196.431	\$1.052.859	\$1.100.716	\$987.055	\$1.016.966	\$1.471.610
	\$1.775.303	\$1.562.267	\$1.633.279	\$1.464.625	\$1.509.008	\$2.183.623
Manufactura	\$1.276.232	\$1.123.084	\$1.174.134	\$1.052.891	\$1.084.797	\$1.569.766
	\$1.868.804	\$1.644.548	\$1.719.300	\$1.541.763	\$1.588.484	\$2.298.629
Retail y Comercio	\$1.116.629	\$982.634	\$1.027.299	\$921.219	\$949.135	\$1.373.454
	\$1.588.475	\$1.397.858	\$1.461.397	\$1.310.492	\$1.350.204	\$1.953.824
Servicios	\$1.116.629	\$982.634	\$1.027.299	\$921.219	\$949.135	\$1.373.454
	\$1.588.475	\$1.397.858	\$1.461.397	\$1.310.492	\$1.350.204	\$1.953.824
Transporte y Logística	\$1.192.299	\$1.049.223	\$1.096.915	\$983.647	\$1.013.454	\$1.466.528
	\$1.772.696	\$1.559.973	\$1.630.881	\$1.462.474	\$1.506.792	\$2.180.416
Abogado Corporativo	Buenos Aires	Cuyo	Litoral	NEA	NOA	Patagonia
Automotriz	\$1.265.148	\$1.257.680	\$1.265.148	\$1.265.148	\$1.257.680	\$1.257.680
	\$1.665.118	\$1.873.149	\$1.665.118	\$1.665.118	\$1.873.149	\$1.873.149
Banca y Serv Financieros	\$1.362.487	\$1.265.148	\$1.167.938	\$1.268.513	\$1.113.330	\$1.106.759
	\$1.873.149	\$1.665.118	\$1.561.015	\$1.668.420	\$1.465.304	\$1.648.371
Consumo masivo	\$1.113.330	\$1.113.330	\$1.106.759	\$1.106.759	\$1.198.988	\$1.113.330
	\$1.465.304	\$1.465.304	\$1.648.371	\$1.648.371	\$1.648.371	\$1.465.304
Energía y Petróleo	\$1.027.786	\$1.116.292	\$1.163.936	\$1.157.066	\$1.163.936	\$1.163.936
	\$1.373.694	\$1.468.210	\$1.531.908	\$1.723.297	\$1.531.908	\$1.531.908
IT	\$1.157.066	\$1.157.066	\$1.253.488	\$1.163.936	\$1.074.503	\$1.167.032
	\$1.723.297	\$1.723.297	\$1.723.297	\$1.531.908	\$1.436.134	\$1.534.946
Lab y Pharma	\$1.043.747	\$1.037.586	\$1.043.747	\$1.043.747	\$1.037.586	\$1.037.586
	\$1.373.722	\$1.545.348	\$1.373.722	\$1.373.722	\$1.545.348	\$1.545.348
Manufactura	\$1.124.052	\$1.043.747	\$963.549	\$1.046.524	\$1.075.376	\$1.069.028
	\$1.545.348	\$1.373.722	\$1.287.838	\$1.376.447	\$1.415.350	\$1.592.177
Retail y Comercio	\$1.075.376	\$1.075.376	\$1.069.028	\$1.069.028	\$1.158.114	\$1.075.376
	\$1.415.350	\$1.415.350	\$1.592.177	\$1.592.177	\$1.592.177	\$1.415.350
Servicios	\$992.748	\$1.078.236	\$1.556.132	\$1.546.947	\$1.556.132	\$1.556.132
	\$1.326.863	\$1.418.157	\$2.048.095	\$2.303.973	\$2.048.095	\$2.048.095
Transporte y Logística	\$1.546.947	\$1.546.947	\$1.675.859	\$1.556.132	\$1.436.564	\$1.560.271
	\$2.303.973	\$2.303.973	\$2.303.973	\$2.048.095	\$1.920.049	\$2.052.157

reporte salarial junio 2024.

profesionales del área de **compras,** **comex & supply chain.**




randstad

partner for talent.

compras, comex y supply chain.

según zona geográfica e industria.

Todos los montos corresponden a una remuneración bruta mensual, sin adicionales ni comisiones, para una posición Semi Senior. Se muestran los valores mínimos y máximos para cada una de ellas, completados el 15 de junio de 2024.

Gerente de Compras	Buenos Aires	Cuyo	Litoral	NEA	NOA	Patagonia
Automotriz	\$6.393.750	\$5.626.500	\$5.882.250	\$5.274.844	\$5.434.688	\$7.992.188
	\$9.590.625	\$8.439.750	\$8.823.375	\$7.912.266	\$8.152.031	\$11.988.281
Banca y Serv Financieros	\$6.393.750	\$5.626.500	\$5.882.250	\$5.274.844	\$5.434.688	\$7.992.188
	\$9.590.625	\$8.439.750	\$8.823.375	\$7.912.266	\$8.152.031	\$11.988.281
Consumo masivo	\$4.155.938	\$3.657.225	\$3.823.463	\$3.428.648	\$3.532.547	\$5.194.922
	\$6.926.563	\$6.095.375	\$6.372.438	\$5.714.414	\$5.887.578	\$8.658.203
Energía y Petróleo	\$6.393.750	\$5.626.500	\$5.882.250	\$5.274.844	\$5.434.688	\$7.992.188
	\$9.590.625	\$8.439.750	\$8.823.375	\$7.912.266	\$8.152.031	\$11.988.281
IT	\$5.541.250	\$4.876.300	\$5.097.950	\$4.571.531	\$4.710.063	\$6.926.563
	\$8.923.544	\$7.852.719	\$8.209.660	\$7.361.924	\$7.585.012	\$11.154.430
Lab y Pharma	\$5.541.250	\$4.876.300	\$5.097.950	\$4.571.531	\$4.710.063	\$6.926.563
	\$8.923.544	\$7.852.719	\$8.209.660	\$7.361.924	\$7.585.012	\$11.154.430
Manufactura	\$5.194.922	\$4.571.531	\$4.779.328	\$4.285.811	\$4.415.684	\$6.493.652
	\$8.658.203	\$7.619.219	\$7.965.547	\$7.143.018	\$7.359.473	\$10.822.754
Retail y Comercio	\$3.463.281	\$3.047.688	\$3.186.219	\$2.857.207	\$2.943.789	\$4.329.102
	\$6.233.906	\$5.485.838	\$5.735.194	\$5.142.973	\$5.298.820	\$7.792.383
Servicios	\$5.541.250	\$4.876.300	\$5.097.950	\$4.571.531	\$4.710.063	\$6.926.563
	\$8.923.544	\$7.852.719	\$8.209.660	\$7.361.924	\$7.585.012	\$11.154.430
Transporte y Logística	\$5.194.922	\$4.571.531	\$4.779.328	\$4.285.811	\$4.415.684	\$6.493.652
	\$8.658.203	\$7.619.219	\$7.965.547	\$7.143.018	\$7.359.473	\$10.822.754

Gerente de Supply Chain	Buenos Aires	Cuyo	Litoral	NEA	NOA	Patagonia
Automotriz	\$7.033.125	\$6.189.150	\$6.470.475	\$5.802.328	\$5.978.156	\$8.791.406
	\$10.549.688	\$9.283.725	\$9.705.713	\$8.703.492	\$8.967.234	\$13.187.109
Consumo masivo	\$4.571.531	\$4.022.948	\$4.205.809	\$3.771.513	\$3.885.802	\$5.714.414
	\$7.619.219	\$6.704.913	\$7.009.681	\$6.285.855	\$6.476.336	\$9.524.023
Energía y Petróleo	\$7.033.125	\$6.189.150	\$6.470.475	\$5.802.328	\$5.978.156	\$8.791.406
	\$10.549.688	\$9.283.725	\$9.705.713	\$8.703.492	\$8.967.234	\$13.187.109
IT	\$6.095.375	\$5.363.930	\$5.607.745	\$5.028.684	\$5.181.069	\$7.619.219
	\$9.815.898	\$8.637.990	\$9.030.626	\$8.098.116	\$8.343.513	\$12.269.873
Lab y Pharma	\$6.095.375	\$5.363.930	\$5.607.745	\$5.028.684	\$5.181.069	\$7.619.219
	\$9.815.898	\$8.637.990	\$9.030.626	\$8.098.116	\$8.343.513	\$12.269.873
Manufactura	\$5.714.414	\$5.028.684	\$5.257.261	\$4.714.392	\$4.857.252	\$7.143.018
	\$9.524.023	\$8.381.141	\$8.762.102	\$7.857.319	\$8.095.420	\$11.905.029
Retail y Comercio	\$3.809.609	\$3.352.456	\$3.504.841	\$3.142.928	\$3.238.168	\$4.762.012
	\$6.857.297	\$6.034.421	\$6.308.713	\$5.657.270	\$5.828.702	\$8.571.621
Servicios	\$6.095.375	\$5.363.930	\$5.607.745	\$5.028.684	\$5.181.069	\$7.619.219
	\$9.815.898	\$8.637.990	\$9.030.626	\$8.098.116	\$8.343.513	\$12.269.873
Transporte y Logística	\$5.714.414	\$5.028.684	\$5.257.261	\$4.714.392	\$4.857.252	\$7.143.018
	\$9.524.023	\$8.381.141	\$8.762.102	\$7.857.319	\$8.095.420	\$11.905.029



compras, comex y supply chain.

según zona geográfica e industria.

Todos los montos corresponden a una remuneración bruta mensual, sin adicionales ni comisiones, para una posición Semi Senior. Se muestran los valores mínimos y máximos para cada una de ellas, completados el 15 de junio de 2024.

Gerente de Comex	Buenos Aires	Cuyo	Litoral	NEA	NOA	Patagonia
Automotriz	\$5.812.500	\$5.115.000	\$5.347.500	\$4.795.313	\$4.940.625	\$7.265.625
	\$8.718.750	\$7.672.500	\$8.021.250	\$7.192.969	\$7.410.938	\$10.898.438
Banca y Serv Financieros	\$5.812.500	\$5.115.000	\$5.347.500	\$4.795.313	\$4.940.625	\$7.265.625
	\$8.718.750	\$7.672.500	\$8.021.250	\$7.192.969	\$7.410.938	\$10.898.438
Consumo masivo	\$3.778.125	\$3.324.750	\$3.475.875	\$3.116.953	\$3.211.406	\$4.722.656
	\$6.296.875	\$5.541.250	\$5.793.125	\$5.194.922	\$5.352.344	\$7.871.094
Energía y Petróleo	\$5.812.500	\$5.115.000	\$5.347.500	\$4.795.313	\$4.940.625	\$7.265.625
	\$8.718.750	\$7.672.500	\$8.021.250	\$7.192.969	\$7.410.938	\$10.898.438
IT	\$5.037.500	\$4.433.000	\$4.634.500	\$4.155.938	\$4.281.875	\$6.296.875
	\$8.112.313	\$7.138.835	\$7.463.328	\$6.692.658	\$6.895.466	\$10.140.391
Lab y Pharma	\$5.037.500	\$4.433.000	\$4.634.500	\$4.155.938	\$4.281.875	\$6.296.875
	\$8.112.313	\$7.138.835	\$7.463.328	\$6.692.658	\$6.895.466	\$10.140.391
Manufactura	\$4.722.656	\$4.155.938	\$4.344.844	\$3.896.191	\$4.014.258	\$5.903.320
	\$7.871.094	\$6.926.563	\$7.241.406	\$6.493.652	\$6.690.430	\$9.838.867
Retail y Comercio	\$3.148.438	\$2.770.625	\$2.896.563	\$2.597.461	\$2.676.172	\$3.935.547
	\$5.667.188	\$4.987.125	\$5.213.813	\$4.675.430	\$4.817.109	\$7.083.984
Servicios	\$5.037.500	\$4.433.000	\$4.634.500	\$4.155.938	\$4.281.875	\$6.296.875
	\$8.112.313	\$7.138.835	\$7.463.328	\$6.692.658	\$6.895.466	\$10.140.391
Transporte y Logística	\$4.722.656	\$4.155.938	\$4.344.844	\$3.896.191	\$4.014.258	\$5.903.320
	\$7.871.094	\$6.926.563	\$7.241.406	\$6.493.652	\$6.690.430	\$9.838.867

Jefe de Compras	Buenos Aires	Cuyo	Litoral	NEA	NOA	Patagonia
Automotriz	\$4.262.500	\$3.751.000	\$3.921.500	\$3.516.563	\$3.623.125	\$5.328.125
	\$5.967.500	\$5.251.400	\$5.490.100	\$4.923.188	\$5.072.375	\$7.459.375
Banca y Serv Financieros	\$4.262.500	\$3.751.000	\$3.921.500	\$3.516.563	\$3.623.125	\$5.328.125
	\$5.967.500	\$5.251.400	\$5.490.100	\$4.923.188	\$5.072.375	\$7.459.375
Consumo masivo	\$2.251.133	\$1.980.997	\$2.071.042	\$1.857.185	\$1.913.463	\$2.813.916
	\$3.116.953	\$2.742.919	\$2.867.597	\$2.571.486	\$2.649.410	\$3.896.191
Energía y Petróleo	\$4.262.500	\$3.751.000	\$3.921.500	\$3.516.563	\$3.623.125	\$5.328.125
	\$5.967.500	\$5.251.400	\$5.490.100	\$4.923.188	\$5.072.375	\$7.459.375
IT	\$3.030.638	\$2.666.961	\$2.788.187	\$2.500.276	\$2.576.042	\$3.788.297
	\$4.516.119	\$3.974.185	\$4.154.829	\$3.725.798	\$3.838.701	\$5.645.148
Lab y Pharma	\$3.030.638	\$2.666.961	\$2.788.187	\$2.500.276	\$2.576.042	\$3.788.297
	\$4.516.119	\$3.974.185	\$4.154.829	\$3.725.798	\$3.838.701	\$5.645.148
Manufactura	\$2.424.297	\$2.133.381	\$2.230.353	\$2.000.045	\$2.060.652	\$3.030.371
	\$3.809.609	\$3.352.456	\$3.504.841	\$3.142.928	\$3.238.168	\$4.762.012
Retail y Comercio	\$2.251.133	\$1.980.997	\$2.071.042	\$1.857.185	\$1.913.463	\$2.813.916
	\$2.943.789	\$2.590.534	\$2.708.286	\$2.428.626	\$2.502.221	\$3.679.736
Servicios	\$3.030.638	\$2.666.961	\$2.788.187	\$2.500.276	\$2.576.042	\$3.788.297
	\$4.516.119	\$3.974.185	\$4.154.829	\$3.725.798	\$3.838.701	\$5.645.148
Transporte y Logística	\$2.424.297	\$2.133.381	\$2.230.353	\$2.000.045	\$2.060.652	\$3.030.371
	\$3.809.609	\$3.352.456	\$3.504.841	\$3.142.928	\$3.238.168	\$4.762.012



compras, comex y supply chain.

según zona geográfica e industria.

Todos los montos corresponden a una remuneración bruta mensual, sin adicionales ni comisiones, para una posición Semi Senior. Se muestran los valores mínimos y máximos para cada una de ellas, completados el 15 de junio de 2024.

Jefe de Comex	Buenos Aires	Cuyo	Litoral	NEA	NOA	Patagonia
Automotriz	\$3.875.000	\$3.410.000	\$3.565.000	\$3.196.875	\$3.293.750	\$4.843.750
	\$5.425.000	\$4.774.000	\$4.991.000	\$4.475.625	\$4.611.250	\$6.781.250
Banca y Serv Financieros	\$3.875.000	\$3.410.000	\$3.565.000	\$3.196.875	\$3.293.750	\$4.843.750
	\$5.425.000	\$4.774.000	\$4.991.000	\$4.475.625	\$4.611.250	\$6.781.250
Consumo masivo	\$2.046.484	\$1.800.906	\$1.882.766	\$1.688.350	\$1.739.512	\$2.558.105
	\$2.833.594	\$2.493.563	\$2.606.906	\$2.337.715	\$2.408.555	\$3.541.992
Energía y Petróleo	\$3.875.000	\$3.410.000	\$3.565.000	\$3.196.875	\$3.293.750	\$4.843.750
	\$5.425.000	\$4.774.000	\$4.991.000	\$4.475.625	\$4.611.250	\$6.781.250
IT	\$2.755.125	\$2.424.510	\$2.534.715	\$2.272.978	\$2.341.856	\$3.443.906
	\$4.105.563	\$3.612.895	\$3.777.118	\$3.387.089	\$3.489.728	\$5.131.953
Lab y Pharma	\$2.755.125	\$2.424.510	\$2.534.715	\$2.272.978	\$2.341.856	\$3.443.906
	\$4.105.563	\$3.612.895	\$3.777.118	\$3.387.089	\$3.489.728	\$5.131.953
Manufactura	\$2.203.906	\$1.939.438	\$2.027.594	\$1.818.223	\$1.873.320	\$2.754.883
	\$3.463.281	\$3.047.688	\$3.186.219	\$2.857.207	\$2.943.789	\$4.329.102
Retail y Comercio	\$2.046.484	\$1.800.906	\$1.882.766	\$1.688.350	\$1.739.512	\$2.558.105
	\$2.676.172	\$2.355.031	\$2.462.078	\$2.207.842	\$2.274.746	\$3.345.215
Servicios	\$2.755.125	\$2.424.510	\$2.534.715	\$2.272.978	\$2.341.856	\$3.443.906
	\$4.105.563	\$3.612.895	\$3.777.118	\$3.387.089	\$3.489.728	\$5.131.953
Transporte y Logística	\$2.203.906	\$1.939.438	\$2.027.594	\$1.818.223	\$1.873.320	\$2.754.883
	\$3.463.281	\$3.047.688	\$3.186.219	\$2.857.207	\$2.943.789	\$4.329.102

Analista de Compras	Buenos Aires	Cuyo	Litoral	NEA	NOA	Patagonia
Automotriz	\$2.131.250	\$1.875.500	\$1.960.750	\$1.758.281	\$1.811.563	\$2.664.063
	\$3.152.119	\$2.773.865	\$2.899.949	\$2.600.498	\$2.679.301	\$3.940.148
Banca y Serv Financieros	\$2.131.250	\$1.875.500	\$1.960.750	\$1.758.281	\$1.811.563	\$2.664.063
	\$3.152.119	\$2.773.865	\$2.899.949	\$2.600.498	\$2.679.301	\$3.940.148
Consumo masivo	\$1.558.477	\$1.371.459	\$1.433.798	\$1.285.743	\$1.324.705	\$1.948.096
	\$1.974.070	\$1.737.182	\$1.816.145	\$1.628.608	\$1.677.960	\$2.467.588
Energía y Petróleo	\$2.131.250	\$1.875.500	\$1.960.750	\$1.758.281	\$1.811.563	\$2.664.063
	\$3.152.119	\$2.773.865	\$2.899.949	\$2.600.498	\$2.679.301	\$3.940.148
IT	\$2.107.806	\$1.854.870	\$1.939.182	\$1.738.940	\$1.791.635	\$2.634.758
	\$2.949.650	\$2.595.692	\$2.713.678	\$2.433.461	\$2.507.203	\$3.687.063
Lab y Pharma	\$2.107.806	\$1.854.870	\$1.939.182	\$1.738.940	\$1.791.635	\$2.634.758
	\$2.949.650	\$2.595.692	\$2.713.678	\$2.433.461	\$2.507.203	\$3.687.063
Manufactura	\$1.620.816	\$1.426.318	\$1.491.150	\$1.337.173	\$1.377.693	\$2.026.020
	\$2.251.133	\$1.980.997	\$2.071.042	\$1.857.185	\$1.913.463	\$2.813.916
Retail y Comercio	\$1.558.477	\$1.371.459	\$1.433.798	\$1.285.743	\$1.324.705	\$1.948.096
	\$1.904.805	\$1.676.228	\$1.752.420	\$1.571.464	\$1.619.084	\$2.381.006
Servicios	\$2.107.806	\$1.854.870	\$1.939.182	\$1.738.940	\$1.791.635	\$2.634.758
	\$2.949.650	\$2.595.692	\$2.713.678	\$2.433.461	\$2.507.203	\$3.687.063
Transporte y Logística	\$1.800.906	\$1.584.798	\$1.656.834	\$1.485.748	\$1.530.770	\$2.251.133
	\$2.251.133	\$1.980.997	\$2.071.042	\$1.857.185	\$1.913.463	\$2.813.916



compras, comex y supply chain.

según zona geográfica e industria.

Todos los montos corresponden a una remuneración bruta mensual, sin adicionales ni comisiones, para una posición Semi Senior. Se muestran los valores mínimos y máximos para cada una de ellas, completados el 15 de junio de 2024.

Analista de Comex	Buenos Aires	Cuyo	Litoral	NEA	NOA	Patagonia
Automotriz	\$1.937.500	\$1.705.000	\$1.782.500	\$1.598.438	\$1.646.875	\$2.421.875
	\$2.865.563	\$2.521.695	\$2.636.318	\$2.364.089	\$2.435.728	\$3.581.953
Banca y Serv Financieros	\$1.937.500	\$1.705.000	\$1.782.500	\$1.598.438	\$1.646.875	\$2.421.875
	\$2.865.563	\$2.521.695	\$2.636.318	\$2.364.089	\$2.435.728	\$3.581.953
Consumo masivo	\$1.416.797	\$1.246.781	\$1.303.453	\$1.168.857	\$1.204.277	\$1.770.996
	\$1.794.609	\$1.579.256	\$1.651.041	\$1.480.553	\$1.525.418	\$2.243.262
Energía y Petróleo	\$1.937.500	\$1.705.000	\$1.782.500	\$1.598.438	\$1.646.875	\$2.421.875
	\$2.865.563	\$2.521.695	\$2.636.318	\$2.364.089	\$2.435.728	\$3.581.953
IT	\$1.916.188	\$1.686.245	\$1.762.893	\$1.580.855	\$1.628.759	\$2.395.234
	\$2.681.500	\$2.359.720	\$2.466.980	\$2.212.238	\$2.279.275	\$3.351.875
Lab y Pharma	\$1.916.188	\$1.686.245	\$1.762.893	\$1.580.855	\$1.628.759	\$2.395.234
	\$2.681.500	\$2.359.720	\$2.466.980	\$2.212.238	\$2.279.275	\$3.351.875
Manufactura	\$1.473.469	\$1.296.653	\$1.355.591	\$1.215.612	\$1.252.448	\$1.841.836
	\$2.046.484	\$1.800.906	\$1.882.766	\$1.688.350	\$1.739.512	\$2.558.105
Retail y Comercio	\$1.416.797	\$1.246.781	\$1.303.453	\$1.168.857	\$1.204.277	\$1.770.996
	\$1.731.641	\$1.523.844	\$1.593.109	\$1.428.604	\$1.471.895	\$2.164.551
Servicios	\$1.916.188	\$1.686.245	\$1.762.893	\$1.580.855	\$1.628.759	\$2.395.234
	\$2.681.500	\$2.359.720	\$2.466.980	\$2.212.238	\$2.279.275	\$3.351.875
Transporte y Logística	\$1.637.188	\$1.440.725	\$1.506.213	\$1.350.680	\$1.391.609	\$2.046.484
	\$2.046.484	\$1.800.906	\$1.882.766	\$1.688.350	\$1.739.512	\$2.558.105

Ingeniero de Supply Chain	Buenos Aires	Cuyo	Litoral	NEA	NOA	Patagonia
Automotriz	\$1.937.500	\$1.705.000	\$1.782.500	\$1.598.438	\$1.646.875	\$2.421.875
	\$2.865.563	\$2.521.695	\$2.636.318	\$2.364.089	\$2.435.728	\$3.581.953
Consumo masivo	\$1.416.797	\$1.246.781	\$1.303.453	\$1.168.857	\$1.204.277	\$1.770.996
	\$2.203.906	\$1.939.438	\$2.027.594	\$1.818.223	\$1.873.320	\$2.754.883
Energía y Petróleo	\$1.937.500	\$1.705.000	\$1.782.500	\$1.598.438	\$1.646.875	\$2.421.875
	\$2.865.563	\$2.521.695	\$2.636.318	\$2.364.089	\$2.435.728	\$3.581.953
IT	\$1.916.188	\$1.686.245	\$1.762.893	\$1.580.855	\$1.628.759	\$2.395.234
	\$2.681.500	\$2.359.720	\$2.466.980	\$2.212.238	\$2.279.275	\$3.351.875
Lab y Pharma	\$1.550.000	\$1.364.000	\$1.426.000	\$1.278.750	\$1.317.500	\$1.937.500
	\$2.325.000	\$2.046.000	\$2.139.000	\$1.918.125	\$1.976.250	\$2.906.250
Manufactura	\$1.763.125	\$1.551.550	\$1.622.075	\$1.454.578	\$1.498.656	\$2.203.906
	\$2.809.375	\$2.472.250	\$2.584.625	\$2.317.734	\$2.387.969	\$3.511.719
Retail y Comercio	\$1.416.797	\$1.246.781	\$1.303.453	\$1.168.857	\$1.204.277	\$1.770.996
	\$2.203.906	\$1.939.438	\$2.027.594	\$1.818.223	\$1.873.320	\$2.754.883
Servicios	\$1.385.313	\$1.219.075	\$1.274.488	\$1.142.883	\$1.177.516	\$1.731.641
	\$2.203.906	\$1.939.438	\$2.027.594	\$1.818.223	\$1.873.320	\$2.754.883
Transporte y Logística	\$1.550.000	\$1.364.000	\$1.426.000	\$1.278.750	\$1.317.500	\$1.937.500
	\$2.325.000	\$2.046.000	\$2.139.000	\$1.918.125	\$1.976.250	\$2.906.250



reporte salarial junio 2024.

profesionales del área de recursos humanos.




randstad

partner for talent.

recursos humanos.

según zona geográfica e industria.

Todos los montos corresponden a una remuneración bruta mensual, sin adicionales ni comisiones, para una posición Semi Senior. Se muestran los valores mínimos y máximos para cada una de ellas, completados el 15 de junio de 2024.

Director de Recursos Humanos	Buenos Aires	Cuyo	Litoral	NEA	NOA	Patagonia
Automotriz	\$5.500.000	\$5.324.000	\$5.060.000	\$4.537.500	\$4.675.000	\$6.765.000
	\$8.915.000	\$7.845.200	\$8.201.800	\$7.354.875	\$7.577.750	\$10.965.450
Banca y Serv Financieros	\$5.754.375	\$5.063.850	\$5.294.025	\$4.747.359	\$4.891.219	\$7.077.881
	\$9.154.688	\$8.056.125	\$8.422.313	\$7.552.617	\$7.781.484	\$11.260.266
Consumo masivo	\$5.115.000	\$4.501.200	\$4.705.800	\$4.219.875	\$4.347.750	\$6.291.450
	\$8.107.780	\$7.134.847	\$7.459.158	\$6.688.919	\$6.891.613	\$9.972.570
Energía y Petróleo	\$5.754.375	\$5.063.850	\$5.294.025	\$4.747.359	\$4.891.219	\$7.077.881
	\$9.154.688	\$8.056.125	\$8.422.313	\$7.552.617	\$7.781.484	\$11.260.266
IT	\$5.754.375	\$5.063.850	\$5.294.025	\$4.747.359	\$4.891.219	\$7.077.881
	\$9.154.688	\$8.056.125	\$8.422.313	\$7.552.617	\$7.781.484	\$11.260.266
Lab y Pharma	\$5.754.375	\$5.063.850	\$5.294.025	\$4.747.359	\$4.891.219	\$7.077.881
	\$9.154.688	\$8.056.125	\$8.422.313	\$7.552.617	\$7.781.484	\$11.260.266
Manufactura	\$5.500.000	\$4.840.000	\$5.060.000	\$4.537.500	\$4.675.000	\$6.765.000
	\$8.915.000	\$7.845.200	\$8.201.800	\$7.354.875	\$7.577.750	\$10.965.450
Retail y Comercio	\$5.115.000	\$4.501.200	\$4.705.800	\$4.219.875	\$4.347.750	\$6.291.450
	\$8.107.780	\$7.134.847	\$7.459.158	\$6.688.919	\$6.891.613	\$9.972.570
Servicios	\$5.115.000	\$4.501.200	\$4.705.800	\$4.219.875	\$4.347.750	\$6.291.450
	\$8.107.780	\$7.134.847	\$7.459.158	\$6.688.919	\$6.891.613	\$9.972.570
Transporte y Logística	\$5.115.000	\$4.501.200	\$4.705.800	\$4.219.875	\$4.347.750	\$6.291.450
	\$8.107.780	\$7.134.847	\$7.459.158	\$6.688.919	\$6.891.613	\$9.972.570

HRBP Human Resources Business Partner	Buenos Aires	Cuyo	Litoral	NEA	NOA	Patagonia
Automotriz	\$1.526.755	\$0	\$1.404.614	\$1.259.573	\$1.297.742	\$1.877.908
	\$2.723.729	\$2.396.882	\$2.505.831	\$2.247.077	\$2.315.170	\$3.350.187
Banca y Serv Financieros	\$1.817.581	\$1.599.471	\$1.672.174	\$1.499.504	\$1.544.944	\$2.235.624
	\$3.177.491	\$2.796.192	\$2.923.292	\$2.621.430	\$2.700.868	\$3.908.314
Consumo masivo	\$1.526.755	\$1.343.544	\$1.404.614	\$1.259.573	\$1.297.742	\$1.877.908
	\$2.723.729	\$2.396.882	\$2.505.831	\$2.247.077	\$2.315.170	\$3.350.187
Energía y Petróleo	\$1.672.168	\$1.471.508	\$1.538.394	\$1.379.538	\$1.421.343	\$2.056.766
	\$2.837.170	\$2.496.709	\$2.610.196	\$2.340.665	\$2.411.594	\$3.489.719
IT	\$1.817.581	\$1.599.471	\$1.672.174	\$1.499.504	\$1.544.944	\$2.235.624
	\$3.177.491	\$2.796.192	\$2.923.292	\$2.621.430	\$2.700.868	\$3.908.314
Lab y Pharma	\$1.744.792	\$1.535.417	\$1.605.209	\$1.439.454	\$1.483.073	\$2.146.094
	\$3.064.051	\$2.696.365	\$2.818.927	\$2.527.842	\$2.604.443	\$3.768.783
Manufactura	\$2.181.097	\$1.919.365	\$2.006.609	\$1.799.405	\$1.853.932	\$2.682.749
	\$3.177.491	\$2.796.192	\$2.923.292	\$2.621.430	\$2.700.868	\$3.908.314
Retail y Comercio	\$1.526.755	\$1.343.544	\$1.404.614	\$1.259.573	\$1.297.742	\$1.877.908
	\$2.723.729	\$2.396.882	\$2.505.831	\$2.247.077	\$2.315.170	\$3.350.187
Servicios	\$1.744.956	\$1.535.562	\$1.605.360	\$1.439.589	\$1.483.213	\$2.146.296
	\$2.610.289	\$2.297.054	\$2.401.466	\$2.153.488	\$2.218.746	\$3.210.655
Transporte y Logística	\$1.528.069	\$1.344.701	\$1.405.824	\$1.260.657	\$1.298.859	\$1.879.525
	\$2.720.257	\$2.393.826	\$2.502.636	\$2.244.212	\$2.312.218	\$3.345.916



recursos humanos.

según zona geográfica e industria.

Todos los montos corresponden a una remuneración bruta mensual, sin adicionales ni comisiones, para una posición Semi Senior. Se muestran los valores mínimos y máximos para cada una de ellas, completados el 15 de junio de 2024.

Gerente de Recursos Humanos	Buenos Aires	Cuyo	Litoral	NEA	NOA	Patagonia
Automotriz	\$3.487.554	\$3.069.048	\$3.208.550	\$2.877.232	\$2.964.421	\$4.289.692
	\$4.668.706	\$4.108.462	\$4.295.210	\$3.851.683	\$3.968.400	\$5.742.509
Banca y Serv Financieros	\$3.822.874	\$3.364.129	\$3.517.044	\$3.153.871	\$3.249.443	\$4.702.135
	\$5.038.250	\$4.433.660	\$4.635.190	\$4.156.556	\$4.282.512	\$6.197.047
Consumo masivo	\$3.319.937	\$2.921.545	\$3.054.342	\$2.738.948	\$2.821.947	\$4.083.523
	\$4.794.807	\$4.219.430	\$4.411.222	\$3.955.716	\$4.075.586	\$5.897.612
Energía y Petróleo	\$3.596.599	\$3.165.007	\$3.308.871	\$2.967.194	\$3.057.109	\$4.423.817
	\$4.794.807	\$4.219.430	\$4.411.222	\$3.955.716	\$4.075.586	\$5.897.612
IT	\$3.822.874	\$3.364.129	\$3.517.044	\$3.153.871	\$3.249.443	\$4.702.135
	\$5.425.807	\$4.774.710	\$4.991.743	\$4.476.291	\$4.611.936	\$6.673.743
Lab y Pharma	\$3.521.251	\$3.098.701	\$3.239.551	\$2.905.032	\$2.993.063	\$4.331.139
	\$5.047.506	\$4.441.805	\$4.643.706	\$4.164.192	\$4.290.380	\$6.208.432
Manufactura	\$3.822.874	\$3.364.129	\$3.517.044	\$3.153.871	\$3.249.443	\$4.702.135
	\$5.425.807	\$4.774.710	\$4.991.743	\$4.476.291	\$4.611.936	\$6.673.743
Retail y Comercio	\$3.596.599	\$3.165.007	\$3.308.871	\$2.967.194	\$3.057.109	\$4.423.817
	\$4.794.807	\$4.219.430	\$4.411.222	\$3.955.716	\$4.075.586	\$5.897.612
Servicios	\$3.487.554	\$3.069.048	\$3.208.550	\$2.877.232	\$2.964.421	\$4.289.692
	\$4.668.706	\$4.108.462	\$4.295.210	\$3.851.683	\$3.968.400	\$5.742.509
Transporte y Logística	\$3.609.759	\$3.176.588	\$3.320.979	\$2.978.052	\$3.068.296	\$4.440.004
	\$4.784.838	\$4.210.658	\$4.402.051	\$3.947.492	\$4.067.113	\$5.885.351

Jefe de Recursos Humanos	Buenos Aires	Cuyo	Litoral	NEA	NOA	Patagonia
Automotriz	\$2.124.606	\$1.869.653	\$1.954.637	\$1.752.800	\$1.805.915	\$2.613.265
	\$2.755.550	\$2.424.884	\$2.535.106	\$2.273.328	\$2.342.217	\$3.389.326
Banca y Serv Financieros	\$2.200.501	\$1.936.441	\$2.024.461	\$1.815.413	\$1.870.426	\$2.706.616
	\$3.444.588	\$3.031.237	\$3.169.021	\$2.841.785	\$2.927.899	\$4.236.843
Consumo masivo	\$2.124.606	\$1.869.653	\$1.954.637	\$1.752.800	\$1.805.915	\$2.613.265
	\$2.755.550	\$2.424.884	\$2.535.106	\$2.273.328	\$2.342.217	\$3.389.326
Energía y Petróleo	\$2.124.606	\$1.869.653	\$1.954.637	\$1.752.800	\$1.805.915	\$2.613.265
	\$2.755.550	\$2.424.884	\$2.535.106	\$2.273.328	\$2.342.217	\$3.389.326
IT	\$2.200.501	\$1.936.441	\$2.024.461	\$1.815.413	\$1.870.426	\$2.706.616
	\$3.444.588	\$3.031.237	\$3.169.021	\$2.841.785	\$2.927.899	\$4.236.843
Lab y Pharma	\$2.124.736	\$1.869.768	\$1.954.757	\$1.752.907	\$1.806.026	\$2.613.426
	\$3.346.111	\$2.944.577	\$3.078.422	\$2.760.541	\$2.844.194	\$4.115.716
Manufactura	\$2.200.501	\$1.936.441	\$2.024.461	\$1.815.413	\$1.870.426	\$2.706.616
	\$3.444.588	\$3.031.237	\$3.169.021	\$2.841.785	\$2.927.899	\$4.236.843
Retail y Comercio	\$2.124.606	\$1.869.653	\$1.954.637	\$1.752.800	\$1.805.915	\$2.613.265
	\$2.755.550	\$2.424.884	\$2.535.106	\$2.273.328	\$2.342.217	\$3.389.326
Servicios	\$2.036.214	\$1.791.868	\$1.873.317	\$1.679.876	\$1.730.782	\$2.504.543
	\$2.657.374	\$2.338.489	\$2.444.784	\$2.192.333	\$2.258.768	\$3.268.570
Transporte y Logística	\$2.124.149	\$1.869.251	\$1.954.217	\$1.752.423	\$1.805.527	\$2.612.703
	\$2.770.607	\$2.438.134	\$2.548.959	\$2.285.751	\$2.355.016	\$3.407.847



recursos humanos.


según zona geográfica e industria.

Todos los montos corresponden a una remuneración bruta mensual, sin adicionales ni comisiones, para una posición Semi Senior. Se muestran los valores mínimos y máximos para cada una de ellas, completados el 15 de junio de 2024.

Analista de Recursos Humanos	Buenos Aires	Cuyo	Litoral	NEA	NOA	Patagonia
Automotriz	\$1.310.851	\$1.153.549	\$1.205.983	\$1.081.452	\$1.114.223	\$1.612.347
	\$1.809.454	\$1.592.319	\$1.664.697	\$1.492.799	\$1.538.036	\$2.225.628
Banca y Serv Financieros	\$1.392.763	\$1.225.631	\$1.281.342	\$1.149.029	\$1.183.848	\$1.713.098
	\$1.904.583	\$1.676.033	\$1.752.216	\$1.571.281	\$1.618.895	\$2.342.637
Consumo masivo	\$1.228.939	\$1.081.466	\$1.130.624	\$1.013.875	\$1.044.598	\$1.511.595
	\$1.714.143	\$1.508.445	\$1.577.011	\$1.414.168	\$1.457.021	\$2.108.395
Energía y Petróleo	\$1.228.939	\$1.081.466	\$1.130.624	\$1.013.875	\$1.044.598	\$1.511.595
	\$1.714.143	\$1.508.445	\$1.577.011	\$1.414.168	\$1.457.021	\$2.108.395
IT	\$1.474.674	\$1.297.713	\$1.356.700	\$1.216.606	\$1.253.473	\$1.813.849
	\$1.999.894	\$1.759.906	\$1.839.902	\$1.649.912	\$1.699.910	\$2.459.869
Lab y Pharma	\$1.392.763	\$1.225.631	\$1.281.342	\$1.149.029	\$1.183.848	\$1.713.098
	\$1.904.583	\$1.676.033	\$1.752.216	\$1.571.281	\$1.618.895	\$2.342.637
Manufactura	\$1.474.674	\$1.297.713	\$1.356.700	\$1.216.606	\$1.253.473	\$1.813.849
	\$1.999.894	\$1.759.906	\$1.839.902	\$1.649.912	\$1.699.910	\$2.459.869
Retail y Comercio	\$1.228.939	\$1.081.466	\$1.130.624	\$1.013.875	\$1.044.598	\$1.511.595
	\$1.714.143	\$1.508.445	\$1.577.011	\$1.414.168	\$1.457.021	\$2.108.395
Servicios	\$1.228.939	\$1.081.466	\$1.130.624	\$1.013.875	\$1.044.598	\$1.511.595
	\$1.714.143	\$1.508.445	\$1.577.011	\$1.414.168	\$1.457.021	\$2.108.395
Transporte y Logística	\$1.226.697	\$1.079.493	\$1.128.561	\$1.012.025	\$1.042.692	\$1.508.837
	\$1.709.777	\$1.504.604	\$1.572.995	\$1.410.566	\$1.453.311	\$2.103.026

reporte salarial junio 2024.

profesionales del área de calidad.




randstad

partner for talent.

calidad. según zona geográfica e industria.

Todos los montos corresponden a una remuneración bruta mensual, sin adicionales ni comisiones, para una posición Semi Senior. Se muestran los valores mínimos y máximos para cada una de ellas, completados el 15 de junio de 2024.

Gerente de Calidad	Buenos Aires	Cuyo	Litoral	NEA	NOA	Patagonia
Automotriz	\$6.781.250	\$5.967.500	\$6.238.750	\$5.594.531	\$5.764.063	\$8.476.563
	\$9.687.500	\$8.525.000	\$8.912.500	\$7.992.188	\$8.234.375	\$12.109.375
Consumo masivo	\$3.750.000	\$3.300.000	\$3.450.000	\$3.093.750	\$3.187.500	\$4.687.500
	\$5.693.262	\$5.010.071	\$5.237.801	\$4.696.941	\$4.839.273	\$7.116.578
Energía y Petróleo	\$6.781.250	\$5.967.500	\$6.238.750	\$5.594.531	\$5.764.063	\$8.476.563
	\$9.687.500	\$8.525.000	\$8.912.500	\$7.992.188	\$8.234.375	\$12.109.375
IT	\$4.722.656	\$4.155.938	\$4.344.844	\$3.896.191	\$4.014.258	\$5.903.320
	\$7.871.094	\$6.926.563	\$7.241.406	\$6.493.652	\$6.690.430	\$9.838.867
Lab y Pharma	\$5.696.250	\$5.012.700	\$5.240.550	\$4.699.406	\$4.841.813	\$7.120.313
	\$7.846.875	\$6.905.250	\$7.219.125	\$6.473.672	\$6.669.844	\$9.808.594
Manufactura	\$4.722.656	\$4.155.938	\$4.344.844	\$3.896.191	\$4.014.258	\$5.903.320
	\$7.871.094	\$6.926.563	\$7.241.406	\$6.493.652	\$6.690.430	\$9.838.867
Retail y Comercio	\$3.487.500	\$3.069.000	\$3.208.500	\$2.877.188	\$2.964.375	\$4.359.375
	\$5.693.262	\$5.010.071	\$5.237.801	\$4.696.941	\$4.839.273	\$7.116.578
Servicios	\$5.618.750	\$4.944.500	\$5.169.250	\$4.635.469	\$4.775.938	\$7.023.438
	\$6.975.000	\$6.138.000	\$6.417.000	\$5.754.375	\$5.928.750	\$8.718.750

Jefe de Calidad	Buenos Aires	Cuyo	Litoral	NEA	NOA	Patagonia
Automotriz	\$4.068.750	\$3.580.500	\$3.743.250	\$3.356.719	\$3.458.438	\$5.085.938
	\$6.200.000	\$5.456.000	\$5.704.000	\$5.115.000	\$5.270.000	\$7.750.000
Consumo masivo	\$2.625.000	\$2.310.000	\$2.415.000	\$2.165.625	\$2.231.250	\$3.281.250
	\$3.250.000	\$2.860.000	\$2.990.000	\$2.681.250	\$2.762.500	\$4.062.500
Energía y Petróleo	\$4.068.750	\$3.580.500	\$3.743.250	\$3.356.719	\$3.458.438	\$5.085.938
	\$6.200.000	\$5.456.000	\$5.704.000	\$5.115.000	\$5.270.000	\$7.750.000
IT	\$2.228.803	\$1.961.347	\$2.050.499	\$1.838.763	\$1.894.483	\$2.786.004
	\$2.864.873	\$2.521.088	\$2.635.683	\$2.363.520	\$2.435.142	\$3.581.091
Lab y Pharma	\$3.375.000	\$2.970.000	\$3.105.000	\$2.784.375	\$2.868.750	\$4.218.750
	\$4.901.875	\$4.313.650	\$4.509.725	\$4.044.047	\$4.166.594	\$6.127.344
Manufactura	\$2.518.750	\$2.216.500	\$2.317.250	\$2.077.969	\$2.140.938	\$3.148.438
	\$3.148.438	\$2.770.625	\$2.896.563	\$2.597.461	\$2.676.172	\$3.935.547
Retail y Comercio	\$2.325.000	\$2.046.000	\$2.139.000	\$1.918.125	\$1.976.250	\$2.906.250
	\$3.148.438	\$2.770.625	\$2.896.563	\$2.597.461	\$2.676.172	\$3.935.547
Servicios	\$3.875.000	\$3.410.000	\$3.565.000	\$3.196.875	\$3.293.750	\$4.843.750
	\$5.541.250	\$4.876.300	\$5.097.950	\$4.571.531	\$4.710.063	\$6.926.563



calidad. según zona geográfica e industria.

Todos los montos corresponden a una remuneración bruta mensual, sin adicionales ni comisiones, para una posición Semi Senior. Se muestran los valores mínimos y máximos para cada una de ellas, completados el 15 de junio de 2024.

Analista de Calidad	Buenos Aires	Cuyo	Litoral	NEA	NOA	Patagonia
Automotriz	\$2.500.000	\$2.200.000	\$2.300.000	\$2.062.500	\$2.125.000	\$3.125.000
	\$3.500.000	\$3.080.000	\$3.220.000	\$2.887.500	\$2.975.000	\$4.375.000
Consumo masivo	\$2.000.000	\$1.760.000	\$1.840.000	\$1.650.000	\$1.700.000	\$2.500.000
	\$2.500.000	\$2.200.000	\$2.300.000	\$2.062.500	\$2.125.000	\$3.125.000
Energía y Petróleo	\$2.500.000	\$2.200.000	\$2.300.000	\$2.062.500	\$2.125.000	\$3.125.000
	\$3.487.500	\$3.069.000	\$3.208.500	\$2.877.188	\$2.964.375	\$4.359.375
IT	\$1.646.875	\$1.449.250	\$1.515.125	\$1.358.672	\$1.399.844	\$2.058.594
	\$2.421.875	\$2.131.250	\$2.228.125	\$1.998.047	\$2.058.594	\$3.027.344
Lab y Pharma	\$2.000.000	\$1.760.000	\$1.840.000	\$1.650.000	\$1.700.000	\$2.500.000
	\$3.000.000	\$2.640.000	\$2.760.000	\$2.475.000	\$2.550.000	\$3.750.000
Manufactura	\$1.875.000	\$1.650.000	\$1.725.000	\$1.546.875	\$1.593.750	\$2.343.750
	\$2.325.000	\$2.046.000	\$2.139.000	\$1.918.125	\$1.976.250	\$2.906.250
Retail y Comercio	\$1.840.625	\$1.619.750	\$1.693.375	\$1.518.516	\$1.564.531	\$2.300.781
	\$2.325.000	\$2.046.000	\$2.139.000	\$1.918.125	\$1.976.250	\$2.906.250
Servicios	\$1.750.000	\$1.540.000	\$1.610.000	\$1.443.750	\$1.487.500	\$2.187.500
	\$2.375.000	\$2.090.000	\$2.185.000	\$1.959.375	\$2.018.750	\$2.968.750
Transporte y Logística	\$1.646.875	\$1.449.250	\$1.515.125	\$1.358.672	\$1.399.844	\$2.058.594
	\$2.131.250	\$1.875.500	\$1.960.750	\$1.758.281	\$1.811.563	\$2.664.063

reporte salarial junio 2024.

profesionales del área de oil & gas.



randstad

partner for talent.

oil y gas. según zona geográfica.

Todos los montos corresponden a una remuneración bruta mensual, sin adicionales ni comisiones, para una posición Semi Senior. Se muestran los valores mínimos y máximos para cada una de ellas, completados el 15 de junio de 2024.

Patagonia	
Company Man	\$4.562.086
	\$6.082.781
Completion Engineer	\$3.801.738
	\$5.322.434
Directional Drilling Engineer	\$3.801.738
	\$5.322.434
Drilling Operations Manager	\$6.082.781
	\$7.603.477
Fraking Engineer	\$3.801.738
	\$5.322.434
Production Engineer	\$3.421.564
	\$4.562.086
Pulling Supervisor	\$4.562.086
	\$6.082.781
Reservoir Engineer	\$3.421.564
	\$4.562.086
Sr Geologist	\$3.801.738
	\$5.322.434
WO Engineer	\$3.421.564
	\$4.562.086



reporte salarial junio 2024.

profesionales del área de **higiene y seguridad.**



randstad

partner for talent.

higiene y seguridad. según zona geográfica e industria.

Todos los montos corresponden a una remuneración bruta mensual, sin adicionales ni comisiones, para una posición Semi Senior. Se muestran los valores mínimos y máximos para cada una de ellas, completados el 15 de junio de 2024.

Jefe de Seguridad e Higiene	Buenos Aires	Cuyo	Litoral	NEA	NOA	Patagonia
Automotriz	\$3.584.375	\$3.154.250	\$3.297.625	\$2.957.109	\$3.046.719	\$4.480.469
	\$5.425.000	\$4.774.000	\$4.991.000	\$4.475.625	\$4.611.250	\$6.781.250
Banca y Serv Financieros	\$2.615.625	\$2.301.750	\$2.406.375	\$2.157.891	\$2.223.281	\$3.269.531
	\$4.245.063	\$3.735.655	\$3.905.458	\$3.502.177	\$3.608.303	\$5.306.328
Consumo masivo	\$2.875.000	\$2.530.000	\$2.645.000	\$2.371.875	\$2.443.750	\$3.593.750
	\$4.359.375	\$3.836.250	\$4.010.625	\$3.596.484	\$3.705.469	\$5.449.219
Energía y Petróleo	\$3.584.375	\$3.154.250	\$3.297.625	\$2.957.109	\$3.046.719	\$4.480.469
	\$5.425.000	\$4.774.000	\$4.991.000	\$4.475.625	\$4.611.250	\$6.781.250
IT	\$3.003.125	\$2.642.750	\$2.762.875	\$2.477.578	\$2.552.656	\$3.753.906
	\$4.632.563	\$4.076.655	\$4.261.958	\$3.821.864	\$3.937.678	\$5.790.703
Lab y Pharma	\$3.375.000	\$2.970.000	\$3.105.000	\$2.784.375	\$2.868.750	\$4.218.750
	\$4.901.875	\$4.313.650	\$4.509.725	\$4.044.047	\$4.166.594	\$6.127.344
Manufactura	\$2.667.938	\$2.347.785	\$2.454.503	\$2.201.048	\$2.267.747	\$3.334.922
	\$4.359.375	\$3.836.250	\$4.010.625	\$3.596.484	\$3.705.469	\$5.449.219
Retail y Comercio	\$2.667.938	\$2.347.785	\$2.454.503	\$2.201.048	\$2.267.747	\$3.334.922
	\$4.359.375	\$3.836.250	\$4.010.625	\$3.596.484	\$3.705.469	\$5.449.219
Servicios	\$2.667.938	\$2.347.785	\$2.454.503	\$2.201.048	\$2.267.747	\$3.334.922
	\$4.359.375	\$3.836.250	\$4.010.625	\$3.596.484	\$3.705.469	\$5.449.219
Transporte y Logística	\$2.667.938	\$2.347.785	\$2.454.503	\$2.201.048	\$2.267.747	\$3.334.922
	\$4.359.375	\$3.836.250	\$4.010.625	\$3.596.484	\$3.705.469	\$5.449.219

Analista de Seguridad e Higiene	Buenos Aires	Cuyo	Litoral	NEA	NOA	Patagonia
Automotriz	\$2.615.625	\$2.301.750	\$2.406.375	\$2.157.891	\$2.223.281	\$3.269.531
	\$3.487.500	\$3.069.000	\$3.208.500	\$2.877.188	\$2.964.375	\$4.359.375
Banca y Serv Financieros	\$1.901.366	\$1.673.202	\$1.749.256	\$1.568.627	\$1.616.161	\$2.376.707
	\$2.864.873	\$2.521.088	\$2.635.683	\$2.363.520	\$2.435.142	\$3.581.091
Consumo masivo	\$2.000.000	\$1.760.000	\$1.840.000	\$1.650.000	\$1.700.000	\$2.500.000
	\$2.500.000	\$2.200.000	\$2.300.000	\$2.062.500	\$2.125.000	\$3.125.000
Energía y Petróleo	\$2.615.625	\$2.301.750	\$2.406.375	\$2.157.891	\$2.223.281	\$3.269.531
	\$3.487.500	\$3.069.000	\$3.208.500	\$2.877.188	\$2.964.375	\$4.359.375
IT	\$1.923.938	\$1.693.065	\$1.770.023	\$1.587.248	\$1.635.347	\$2.404.922
	\$3.057.375	\$2.690.490	\$2.812.785	\$2.522.334	\$2.598.769	\$3.821.719
Lab y Pharma	\$2.000.000	\$1.760.000	\$1.840.000	\$1.650.000	\$1.700.000	\$2.500.000
	\$3.000.000	\$2.640.000	\$2.760.000	\$2.475.000	\$2.550.000	\$3.750.000
Manufactura	\$1.646.875	\$1.449.250	\$1.515.125	\$1.358.672	\$1.399.844	\$2.058.594
	\$2.421.875	\$2.131.250	\$2.228.125	\$1.998.047	\$2.058.594	\$3.027.344
Retail y Comercio	\$1.646.875	\$1.449.250	\$1.515.125	\$1.358.672	\$1.399.844	\$2.058.594
	\$2.421.875	\$2.131.250	\$2.228.125	\$1.998.047	\$2.058.594	\$3.027.344
Servicios	\$1.646.875	\$1.449.250	\$1.515.125	\$1.358.672	\$1.399.844	\$2.058.594
	\$2.421.875	\$2.131.250	\$2.228.125	\$1.998.047	\$2.058.594	\$3.027.344
Transporte y Logística	\$1.646.875	\$1.449.250	\$1.515.125	\$1.358.672	\$1.399.844	\$2.058.594
	\$2.421.875	\$2.131.250	\$2.228.125	\$1.998.047	\$2.058.594	\$3.027.344



reporte salarial junio 2024.

profesionales del área de **logística**.



randstad

partner for talent.

Logística.

según zona geográfica e industria.

Todos los montos corresponden a una remuneración bruta mensual, sin adicionales ni comisiones, para una posición Semi Senior. Se muestran los valores mínimos y máximos para cada una de ellas, completados el 15 de junio de 2024.

Gerente de Logística	Buenos Aires	Cuyo	Litoral	NEA	NOA	Patagonia
Automotriz	\$5.812.500	\$5.115.000	\$5.347.500	\$4.795.313	\$4.940.625	\$7.265.625
	\$8.718.750	\$7.672.500	\$8.021.250	\$7.192.969	\$7.410.938	\$10.898.438
Consumo masivo	\$3.778.125	\$3.324.750	\$3.475.875	\$3.116.953	\$3.211.406	\$4.722.656
	\$6.296.875	\$5.541.250	\$5.793.125	\$5.194.922	\$5.352.344	\$7.871.094
Energía y Petróleo	\$5.812.500	\$5.115.000	\$5.347.500	\$4.795.313	\$4.940.625	\$7.265.625
	\$8.718.750	\$7.672.500	\$8.021.250	\$7.192.969	\$7.410.938	\$10.898.438
IT	\$5.037.500	\$4.433.000	\$4.634.500	\$4.155.938	\$4.281.875	\$6.296.875
	\$8.112.313	\$7.138.835	\$7.463.328	\$6.692.658	\$6.895.466	\$10.140.391
Lab y Pharma	\$4.843.750	\$4.262.500	\$4.456.250	\$3.996.094	\$4.117.188	\$6.054.688
	\$7.750.000	\$6.820.000	\$7.130.000	\$6.393.750	\$6.587.500	\$9.687.500
Manufactura	\$4.940.625	\$4.347.750	\$4.545.375	\$4.076.016	\$4.199.531	\$6.175.781
	\$7.871.094	\$6.926.563	\$7.241.406	\$6.493.652	\$6.690.430	\$9.838.867
Retail y Comercio	\$3.778.125	\$3.324.750	\$3.475.875	\$3.116.953	\$3.211.406	\$4.722.656
	\$6.296.875	\$5.541.250	\$5.793.125	\$5.194.922	\$5.352.344	\$7.871.094
Servicios	\$2.883.155	\$2.537.176	\$2.652.503	\$2.378.603	\$2.450.682	\$3.603.944
	\$5.693.262	\$5.010.071	\$5.237.801	\$4.696.941	\$4.839.273	\$7.116.578
Transporte y Logística	\$4.843.750	\$4.262.500	\$4.456.250	\$3.996.094	\$4.117.188	\$6.054.688
	\$7.750.000	\$6.820.000	\$7.130.000	\$6.393.750	\$6.587.500	\$9.687.500

Ingeniero de Logística	Buenos Aires	Cuyo	Litoral	NEA	NOA	Patagonia
Automotriz	\$1.937.500	\$1.705.000	\$1.782.500	\$1.598.438	\$1.646.875	\$2.421.875
	\$2.865.563	\$2.521.695	\$2.636.318	\$2.364.089	\$2.435.728	\$3.581.953
Consumo masivo	\$1.416.797	\$1.246.781	\$1.303.453	\$1.168.857	\$1.204.277	\$1.770.996
	\$2.203.906	\$1.939.438	\$2.027.594	\$1.818.223	\$1.873.320	\$2.754.883
Energía y Petróleo	\$1.937.500	\$1.705.000	\$1.782.500	\$1.598.438	\$1.646.875	\$2.421.875
	\$2.865.563	\$2.521.695	\$2.636.318	\$2.364.089	\$2.435.728	\$3.581.953
IT	\$1.916.188	\$1.686.245	\$1.762.893	\$1.580.855	\$1.628.759	\$2.395.234
	\$2.681.500	\$2.359.720	\$2.466.980	\$2.212.238	\$2.279.275	\$3.351.875
Lab y Pharma	\$1.550.000	\$1.364.000	\$1.426.000	\$1.278.750	\$1.317.500	\$1.937.500
	\$2.325.000	\$2.046.000	\$2.139.000	\$1.918.125	\$1.976.250	\$2.906.250
Manufactura	\$1.763.125	\$1.551.550	\$1.622.075	\$1.454.578	\$1.498.656	\$2.203.906
	\$2.809.375	\$2.472.250	\$2.584.625	\$2.317.734	\$2.387.969	\$3.511.719
Retail y Comercio	\$1.416.797	\$1.246.781	\$1.303.453	\$1.168.857	\$1.204.277	\$1.770.996
	\$2.203.906	\$1.939.438	\$2.027.594	\$1.818.223	\$1.873.320	\$2.754.883
Servicios	\$1.385.313	\$1.219.075	\$1.274.488	\$1.142.883	\$1.177.516	\$1.731.641
	\$2.203.906	\$1.939.438	\$2.027.594	\$1.818.223	\$1.873.320	\$2.754.883
Transporte y Logística	\$1.550.000	\$1.364.000	\$1.426.000	\$1.278.750	\$1.317.500	\$1.937.500
	\$2.325.000	\$2.046.000	\$2.139.000	\$1.918.125	\$1.976.250	\$2.906.250

En el caso de las posiciones de ingeniería de nicho, los valores pueden variar.



Logística.

según zona geográfica e industria.

Todos los montos corresponden a una remuneración bruta mensual, sin adicionales ni comisiones, para una posición Semi Senior. Se muestran los valores mínimos y máximos para cada una de ellas, completados el 15 de junio de 2024.

Jefe de Logística	Buenos Aires	Cuyo	Litoral	NEA	NOA	Patagonia
Automotriz	\$3.875.000	\$3.410.000	\$3.565.000	\$3.196.875	\$3.293.750	\$4.843.750
	\$5.425.000	\$4.774.000	\$4.991.000	\$4.475.625	\$4.611.250	\$6.781.250
Consumo masivo	\$2.361.328	\$2.077.969	\$2.172.422	\$1.948.096	\$2.007.129	\$2.951.660
	\$3.148.438	\$2.770.625	\$2.896.563	\$2.597.461	\$2.676.172	\$3.935.547
Energía y Petróleo	\$3.875.000	\$3.410.000	\$3.565.000	\$3.196.875	\$3.293.750	\$4.843.750
	\$5.425.000	\$4.774.000	\$4.991.000	\$4.475.625	\$4.611.250	\$6.781.250
IT	\$2.755.125	\$2.424.510	\$2.534.715	\$2.272.978	\$2.341.856	\$3.443.906
	\$4.105.563	\$3.612.895	\$3.777.118	\$3.387.089	\$3.489.728	\$5.131.953
Lab y Pharma	\$2.884.938	\$2.538.745	\$2.654.143	\$2.380.073	\$2.452.197	\$3.606.172
	\$4.103.625	\$3.611.190	\$3.775.335	\$3.385.491	\$3.488.081	\$5.129.531
Manufactura	\$3.039.938	\$2.675.145	\$2.796.743	\$2.507.948	\$2.583.947	\$3.799.922
	\$4.553.125	\$4.006.750	\$4.188.875	\$3.756.328	\$3.870.156	\$5.691.406
Retail y Comercio	\$2.361.328	\$2.077.969	\$2.172.422	\$1.948.096	\$2.007.129	\$2.951.660
	\$3.148.438	\$2.770.625	\$2.896.563	\$2.597.461	\$2.676.172	\$3.935.547
Servicios	\$2.046.484	\$1.800.906	\$1.882.766	\$1.688.350	\$1.739.512	\$2.558.105
	\$3.148.438	\$2.770.625	\$2.896.563	\$2.597.461	\$2.676.172	\$3.935.547
Transporte y Logística	\$2.884.938	\$2.538.745	\$2.654.143	\$2.380.073	\$2.452.197	\$3.606.172
	\$4.103.625	\$3.611.190	\$3.775.335	\$3.385.491	\$3.488.081	\$5.129.531

reporte salarial junio 2024.

profesionales del área de mantenimiento.




randstad

partner for talent.

mantenimiento. según zona geográfica e industria.

Todos los montos corresponden a una remuneración bruta mensual, sin adicionales ni comisiones, para una posición Semi Senior. Se muestran los valores mínimos y máximos para cada una de ellas, completados el 15 de junio de 2024.

Gerente de mantenimiento	Buenos Aires	Cuyo	Litoral	NEA	NOA	Patagonia
Automotriz	\$5.696.250	\$5.012.700	\$5.240.550	\$4.699.406	\$4.841.813	\$7.120.313
	\$8.718.750	\$7.672.500	\$8.021.250	\$7.192.969	\$7.410.938	\$10.898.438
Banca & Serv Financieros	\$5.347.500	\$4.705.800	\$4.919.700	\$4.411.688	\$4.545.375	\$6.684.375
	\$7.168.750	\$6.308.500	\$6.595.250	\$5.914.219	\$6.093.438	\$8.960.938
Consumo masivo	\$5.347.500	\$4.705.800	\$4.919.700	\$4.411.688	\$4.545.375	\$6.684.375
	\$5.982.031	\$5.264.188	\$5.503.469	\$4.935.176	\$5.084.727	\$7.477.539
Energía y Petróleo	\$6.250.000	\$5.500.000	\$5.750.000	\$5.156.250	\$5.312.500	\$7.812.500
	\$8.718.750	\$7.672.500	\$8.021.250	\$7.192.969	\$7.410.938	\$10.898.438
Lab & Pharma	\$5.696.250	\$5.012.700	\$5.240.550	\$4.699.406	\$4.841.813	\$7.120.313
	\$7.846.875	\$6.905.250	\$7.219.125	\$6.473.672	\$6.669.844	\$9.808.594
Manufactura	\$3.875.000	\$3.410.000	\$3.565.000	\$3.196.875	\$3.293.750	\$4.843.750
	\$5.982.031	\$5.264.188	\$5.503.469	\$4.935.176	\$5.084.727	\$7.477.539
Retail & Comercio	\$3.875.000	\$3.410.000	\$3.565.000	\$3.196.875	\$3.293.750	\$4.843.750
	\$5.693.262	\$5.010.071	\$5.237.801	\$4.696.941	\$4.839.273	\$7.116.578
Servicios	\$3.875.000	\$3.410.000	\$3.565.000	\$3.196.875	\$3.293.750	\$4.843.750
	\$6.139.453	\$5.402.719	\$5.648.297	\$5.065.049	\$5.218.535	\$7.674.316
Transporte y logística	\$5.115.000	\$4.501.200	\$4.705.800	\$4.219.875	\$4.347.750	\$6.393.750
	\$5.982.031	\$5.264.188	\$5.503.469	\$4.935.176	\$5.084.727	\$7.477.539

Ingeniero de mantenimiento	Buenos Aires	Cuyo	Litoral	NEA	NOA	Patagonia
Automotriz	\$2.875.000	\$2.530.000	\$2.645.000	\$2.371.875	\$2.443.750	\$3.593.750
	\$3.750.000	\$3.300.000	\$3.450.000	\$3.093.750	\$3.187.500	\$4.687.500
Banca & Serv Financieros	\$1.750.000	\$1.540.000	\$1.610.000	\$1.443.750	\$1.487.500	\$2.187.500
	\$2.125.000	\$1.870.000	\$1.955.000	\$1.753.125	\$1.806.250	\$2.656.250
Consumo masivo	\$1.875.000	\$1.650.000	\$1.725.000	\$1.546.875	\$1.593.750	\$2.343.750
	\$2.131.250	\$1.875.500	\$1.960.750	\$1.758.281	\$1.811.563	\$2.664.063
Energía y Petróleo	\$2.875.000	\$2.530.000	\$2.645.000	\$2.371.875	\$2.443.750	\$3.593.750
	\$3.750.000	\$3.300.000	\$3.450.000	\$3.093.750	\$3.187.500	\$4.687.500
Lab & Pharma	\$2.000.000	\$1.760.000	\$1.840.000	\$1.650.000	\$1.700.000	\$2.500.000
	\$3.000.000	\$2.640.000	\$2.760.000	\$2.475.000	\$2.550.000	\$3.750.000
Manufactura	\$1.875.000	\$1.650.000	\$1.725.000	\$1.546.875	\$1.593.750	\$2.343.750
	\$2.500.000	\$2.200.000	\$2.300.000	\$2.062.500	\$2.125.000	\$3.125.000
Retail & Comercio	\$1.840.625	\$1.619.750	\$1.693.375	\$1.518.516	\$1.564.531	\$2.300.781
	\$2.325.000	\$2.046.000	\$2.139.000	\$1.918.125	\$1.976.250	\$2.906.250
Servicios	\$2.131.250	\$1.875.500	\$1.960.750	\$1.758.281	\$1.811.563	\$2.664.063
	\$2.676.172	\$2.355.031	\$2.462.078	\$2.207.842	\$2.274.746	\$3.345.215
Transporte y logística	\$1.937.500	\$1.705.000	\$1.782.500	\$1.598.438	\$1.646.875	\$2.421.875
	\$2.518.750	\$2.216.500	\$2.317.250	\$2.077.969	\$2.140.938	\$3.148.438

*: en el caso de las posiciones de ingeniería de nicho, los valores pueden variar.



mantenimiento. según zona geográfica e industria.

Todos los montos corresponden a una remuneración bruta mensual, sin adicionales ni comisiones, para una posición Semi Senior. Se muestran los valores mínimos y máximos para cada una de ellas, completados el 15 de junio de 2024.

Jefe de mantenimiento	Buenos Aires	Cuyo	Litoral	NEA	NOA	Patagonia
Automotriz	\$4.375.000	\$3.850.000	\$4.025.000	\$3.609.375	\$3.718.750	\$5.468.750
	\$5.625.000	\$4.950.000	\$5.175.000	\$4.640.625	\$4.781.250	\$7.031.250
Banca & Serv Financieros	\$2.518.750	\$2.216.500	\$2.317.250	\$2.077.969	\$2.140.938	\$3.148.438
	\$4.068.750	\$3.580.500	\$3.743.250	\$3.356.719	\$3.458.438	\$5.085.938
Consumo masivo	\$2.500.000	\$2.200.000	\$2.300.000	\$2.062.500	\$2.125.000	\$3.125.000
	\$3.620.703	\$3.186.219	\$3.331.047	\$2.987.080	\$3.077.598	\$4.525.879
Energía y Petróleo	\$4.375.000	\$3.850.000	\$4.025.000	\$3.609.375	\$3.718.750	\$5.468.750
	\$5.625.000	\$4.950.000	\$5.175.000	\$4.640.625	\$4.781.250	\$7.031.250
Lab & Pharma	\$3.375.000	\$2.970.000	\$3.105.000	\$2.784.375	\$2.868.750	\$4.218.750
	\$4.901.875	\$4.313.650	\$4.509.725	\$4.044.047	\$4.166.594	\$6.127.344
Manufactura	\$2.750.000	\$2.420.000	\$2.530.000	\$2.268.750	\$2.337.500	\$3.437.500
	\$3.750.000	\$3.300.000	\$3.450.000	\$3.093.750	\$3.187.500	\$4.687.500
Retail & Comercio	\$2.518.750	\$2.216.500	\$2.317.250	\$2.077.969	\$2.140.938	\$3.148.438
	\$3.148.438	\$2.770.625	\$2.896.563	\$2.597.461	\$2.676.172	\$3.935.547
Servicios	\$2.519.719	\$2.217.353	\$2.318.141	\$2.078.768	\$2.141.761	\$3.149.648
	\$3.620.703	\$3.186.219	\$3.331.047	\$2.987.080	\$3.077.598	\$4.525.879
Transporte y logística	\$2.421.875	\$2.131.250	\$2.228.125	\$1.998.047	\$2.058.594	\$3.027.344
	\$3.620.703	\$3.186.219	\$3.331.047	\$2.987.080	\$3.077.598	\$4.525.879

reporte salarial junio 2024.

profesionales del área de producción.




randstad

partner for talent.

producción.

según zona geográfica e industria.

Todos los montos corresponden a una remuneración bruta mensual, sin adicionales ni comisiones, para una posición Semi Senior. Se muestran los valores mínimos y máximos para cada una de ellas, completados el 15 de junio de 2024.

Gerente de Planta/producción	Buenos Aires	Cuyo	Litoral	NEA	NOA	Patagonia
Automotriz	\$6.781.250	\$5.967.500	\$6.238.750	\$5.594.531	\$5.764.063	\$8.476.563
	\$9.687.500	\$8.525.000	\$8.912.500	\$7.992.188	\$8.234.375	\$12.109.375
Consumo masivo	\$3.875.000	\$3.410.000	\$3.565.000	\$3.196.875	\$3.293.750	\$4.843.750
	\$5.693.262	\$5.010.071	\$5.237.801	\$4.696.941	\$4.839.273	\$7.116.578
Energía y Petróleo	\$7.800.000	\$6.864.000	\$7.176.000	\$6.435.000	\$6.630.000	\$9.750.000
	\$10.250.000	\$9.020.000	\$9.430.000	\$8.456.250	\$8.712.500	\$12.812.500
IT	\$4.722.656	\$4.155.938	\$4.344.844	\$3.896.191	\$4.014.258	\$5.903.320
	\$7.871.094	\$6.926.563	\$7.241.406	\$6.493.652	\$6.690.430	\$9.838.867
Lab y Pharma	\$4.843.750	\$4.262.500	\$4.456.250	\$3.996.094	\$4.117.188	\$6.054.688
	\$7.750.000	\$6.820.000	\$7.130.000	\$6.393.750	\$6.587.500	\$9.687.500
Manufactura	\$4.875.000	\$4.290.000	\$4.485.000	\$4.021.875	\$4.143.750	\$6.093.750
	\$8.000.000	\$7.040.000	\$7.360.000	\$6.600.000	\$6.800.000	\$10.000.000
Retail y Comercio	\$3.875.000	\$3.410.000	\$3.565.000	\$3.196.875	\$3.293.750	\$4.843.750
	\$5.693.262	\$5.010.071	\$5.237.801	\$4.696.941	\$4.839.273	\$7.116.578
Servicios	\$5.618.750	\$4.944.500	\$5.169.250	\$4.635.469	\$4.775.938	\$7.023.438
	\$6.975.000	\$6.138.000	\$6.417.000	\$5.754.375	\$5.928.750	\$8.718.750
Transporte y Logística	\$3.681.250	\$3.239.500	\$3.386.750	\$3.037.031	\$3.129.063	\$4.601.563
	\$5.982.031	\$5.264.188	\$5.503.469	\$4.935.176	\$5.084.727	\$7.477.539

Ingeniero de Producción*	Buenos Aires	Cuyo	Litoral	NEA	NOA	Patagonia
Automotriz	\$2.325.000	\$2.046.000	\$2.139.000	\$1.918.125	\$1.976.250	\$2.906.250
	\$3.487.500	\$3.069.000	\$3.208.500	\$2.877.188	\$2.964.375	\$4.359.375
Consumo masivo	\$1.782.500	\$1.568.600	\$1.639.900	\$1.470.563	\$1.515.125	\$2.228.125
	\$2.375.000	\$2.090.000	\$2.185.000	\$1.959.375	\$2.018.750	\$2.968.750
Energía y Petróleo	\$2.675.000	\$2.354.000	\$2.461.000	\$2.206.875	\$2.273.750	\$3.343.750
	\$4.000.000	\$3.520.000	\$3.680.000	\$3.300.000	\$3.400.000	\$5.000.000
IT	\$1.646.875	\$1.449.250	\$1.515.125	\$1.358.672	\$1.399.844	\$2.058.594
	\$2.421.875	\$2.131.250	\$2.228.125	\$1.998.047	\$2.058.594	\$3.027.344
Lab y Pharma	\$1.875.000	\$1.650.000	\$1.725.000	\$1.546.875	\$1.593.750	\$2.343.750
	\$2.875.000	\$2.530.000	\$2.645.000	\$2.371.875	\$2.443.750	\$3.593.750
Manufactura	\$1.875.000	\$1.650.000	\$1.725.000	\$1.546.875	\$1.593.750	\$2.343.750
	\$2.500.000	\$2.200.000	\$2.300.000	\$2.062.500	\$2.125.000	\$3.125.000
Retail y Comercio	\$1.840.625	\$1.619.750	\$1.693.375	\$1.518.516	\$1.564.531	\$2.300.781
	\$2.325.000	\$2.046.000	\$2.139.000	\$1.918.125	\$1.976.250	\$2.906.250
Servicios	\$1.750.000	\$1.540.000	\$1.610.000	\$1.443.750	\$1.487.500	\$2.187.500
	\$2.375.000	\$2.090.000	\$2.185.000	\$1.959.375	\$2.018.750	\$2.968.750
Transporte y Logística	\$1.646.875	\$1.449.250	\$1.515.125	\$1.358.672	\$1.399.844	\$2.058.594
	\$2.131.250	\$1.875.500	\$1.960.750	\$1.758.281	\$1.811.563	\$2.664.063

*: en el caso de las posiciones de ingeniería de nicho, los valores pueden variar.

producción.

según zona geográfica e industria.

Todos los montos corresponden a una remuneración bruta mensual, sin adicionales ni comisiones, para una posición Semi Senior. Se muestran los valores mínimos y máximos para cada una de ellas, completados el 15 de junio de 2024.

Jefe de Producción	Buenos Aires	Cuyo	Litoral	NEA	NOA	Patagonia
Automotriz	\$4.068.750	\$3.580.500	\$3.743.250	\$3.356.719	\$3.458.438	\$5.085.938
	\$6.200.000	\$5.456.000	\$5.704.000	\$5.115.000	\$5.270.000	\$7.750.000
Consumo masivo	\$2.375.000	\$2.090.000	\$2.185.000	\$1.959.375	\$2.018.750	\$2.968.750
	\$3.375.000	\$2.970.000	\$3.105.000	\$2.784.375	\$2.868.750	\$4.218.750
Energía y Petróleo	\$4.560.000	\$4.012.800	\$4.195.200	\$3.762.000	\$3.876.000	\$5.700.000
	\$8.380.000	\$7.374.400	\$7.709.600	\$6.913.500	\$7.123.000	\$10.475.000
IT	\$2.518.750	\$2.216.500	\$2.317.250	\$2.077.969	\$2.140.938	\$3.148.438
	\$2.864.873	\$2.521.088	\$2.635.683	\$2.363.520	\$2.435.142	\$3.581.091
Lab y Pharma	\$3.250.000	\$2.860.000	\$2.990.000	\$2.681.250	\$2.762.500	\$4.062.500
	\$4.375.000	\$3.850.000	\$4.025.000	\$3.609.375	\$3.718.750	\$5.468.750
Manufactura	\$2.625.000	\$2.310.000	\$2.415.000	\$2.165.625	\$2.231.250	\$3.281.250
	\$3.625.000	\$3.190.000	\$3.335.000	\$2.990.625	\$3.081.250	\$4.531.250
Retail y Comercio	\$2.518.750	\$2.216.500	\$2.317.250	\$2.077.969	\$2.140.938	\$3.148.438
	\$3.148.438	\$2.770.625	\$2.896.563	\$2.597.461	\$2.676.172	\$3.935.547
Servicios	\$3.875.000	\$3.410.000	\$3.565.000	\$3.196.875	\$3.293.750	\$4.843.750
	\$5.541.250	\$4.876.300	\$5.097.950	\$4.571.531	\$4.710.063	\$6.926.563
Transporte y Logística	\$2.421.875	\$2.131.250	\$2.228.125	\$1.998.047	\$2.058.594	\$3.027.344
	\$3.620.703	\$3.186.219	\$3.331.047	\$2.987.080	\$3.077.598	\$4.525.879

reporte salarial junio 2024.

profesionales del área de **healthcare** & **life sciences**.




randstad

partner for talent.

healthcare y life sciences.

según zona geográfica.

Todos los montos corresponden a una remuneración bruta mensual, sin adicionales ni comisiones, para una posición Semi Senior. Se muestran los valores mínimos y máximos para cada una de ellas, completados el 15 de junio de 2024.

	Buenos Aires	Cuyo	Litoral	NEA	NOA	Patagonia
Analista de Asuntos Regulatorios	\$1.800.000	\$1.530.000	\$1.620.000	\$1.620.000	\$1.440.000	\$2.160.000
	\$2.100.000	\$1.785.000	\$1.890.000	\$1.890.000	\$1.680.000	\$2.520.000
Analista de control de calidad FQ	\$1.800.000	\$1.530.000	\$1.620.000	\$1.620.000	\$1.440.000	\$2.160.000
	\$2.100.000	\$1.785.000	\$1.890.000	\$1.890.000	\$1.680.000	\$2.520.000
Analista de Microbiología	\$1.800.000	\$1.530.000	\$1.620.000	\$1.620.000	\$1.440.000	\$2.160.000
	\$2.100.000	\$1.785.000	\$1.890.000	\$1.890.000	\$1.680.000	\$2.520.000
Analista de Procesos QA	\$2.100.000	\$1.785.000	\$1.890.000	\$1.890.000	\$1.680.000	\$2.520.000
	\$2.400.000	\$2.040.000	\$2.160.000	\$2.160.000	\$1.920.000	\$2.880.000
Analista de Validaciones Analíticas	\$2.200.000	\$1.870.000	\$1.980.000	\$1.980.000	\$1.760.000	\$2.640.000
	\$2.500.000	\$2.125.000	\$2.250.000	\$2.250.000	\$2.000.000	\$3.000.000
Analista Desarrollo Galénico	\$1.800.000	\$1.530.000	\$1.620.000	\$1.620.000	\$1.440.000	\$2.160.000
	\$2.100.000	\$1.785.000	\$1.890.000	\$1.890.000	\$1.680.000	\$2.520.000
Analista Sr. de equipamiento médico	\$1.100.000	\$935.000	\$990.000	\$990.000	\$880.000	\$1.320.000
	\$1.800.000	\$1.530.000	\$1.620.000	\$1.620.000	\$1.440.000	\$2.160.000
APM	\$1.890.000	\$1.606.500	\$1.701.000	\$1.701.000	\$1.512.000	\$2.268.000
	\$2.350.000	\$1.997.500	\$2.115.000	\$2.115.000	\$1.880.000	\$2.820.000
Auxiliar Quirófano	\$775.000	\$658.750	\$697.500	\$697.500	\$620.000	\$930.000
	\$950.000	\$807.500	\$855.000	\$855.000	\$760.000	\$1.140.000
Bioingeniero	\$1.250.000	\$1.062.500	\$1.125.000	\$1.125.000	\$1.000.000	\$1.500.000
	\$2.375.000	\$2.018.750	\$2.137.500	\$2.137.500	\$1.900.000	\$2.850.000
Codificador Quirúrgico	\$850.000	\$722.500	\$765.000	\$765.000	\$680.000	\$1.020.000
	\$1.200.000	\$1.020.000	\$1.080.000	\$1.080.000	\$960.000	\$1.440.000
Compliance Manager	\$1.937.500	\$1.646.875	\$1.743.750	\$1.743.750	\$1.550.000	\$2.325.000
	\$2.906.250	\$2.470.313	\$2.615.625	\$2.615.625	\$2.325.000	\$3.487.500
Coordinador de Enfermería	\$2.000.000	\$1.700.000	\$1.800.000	\$1.800.000	\$1.600.000	\$2.400.000
	\$2.750.000	\$2.337.500	\$2.475.000	\$2.475.000	\$2.200.000	\$3.300.000
Coordinador/a de Materia Prima	\$2.300.000	\$1.955.000	\$2.070.000	\$2.070.000	\$1.840.000	\$2.760.000
	\$3.800.000	\$3.230.000	\$3.420.000	\$3.420.000	\$3.040.000	\$4.560.000
Coordinador médico de planta	\$1.500.000	\$1.275.000	\$1.350.000	\$1.350.000	\$1.200.000	\$1.800.000
	\$2.625.000	\$2.231.250	\$2.362.500	\$2.362.500	\$2.100.000	\$3.150.000
Director Médico	\$3.200.000	\$2.720.000	\$2.880.000	\$2.880.000	\$2.560.000	\$3.840.000
	\$4.500.000	\$3.825.000	\$4.050.000	\$4.050.000	\$3.600.000	\$5.400.000
Director Técnico	\$1.600.000	\$1.360.000	\$1.440.000	\$1.440.000	\$1.280.000	\$1.920.000
	\$1.900.000	\$1.615.000	\$1.710.000	\$1.710.000	\$1.520.000	\$2.280.000
Enfermero profesional	\$775.000	\$658.750	\$697.500	\$697.500	\$620.000	\$930.000
	\$950.000	\$807.500	\$855.000	\$855.000	\$760.000	\$1.140.000

healthcare y life sciences.

según zona geográfica.

Todos los montos corresponden a una remuneración bruta mensual, sin adicionales ni comisiones, para una posición Semi Senior. Se muestran los valores mínimos y máximos para cada una de ellas, completados el 15 de junio de 2024.

	Buenos Aires	Cuyo	Litoral	NEA	NOA	Patagonia
Especialista de contenido médico	\$1.900.000	\$1.615.000	\$1.710.000	\$1.710.000	\$1.520.000	\$2.280.000
	\$2.400.000	\$2.040.000	\$2.160.000	\$2.160.000	\$1.920.000	\$2.880.000
Gerente Especialista en Medicina Diagnóstica	\$2.600.000	\$2.210.000	\$2.340.000	\$2.340.000	\$2.080.000	\$3.120.000
	\$4.500.000	\$3.825.000	\$4.050.000	\$4.050.000	\$3.600.000	\$5.400.000
Farmacéutico Auxiliar	\$1.470.000	\$1.249.500	\$1.323.000	\$1.323.000	\$1.176.000	\$1.764.000
	\$1.850.000	\$1.572.500	\$1.665.000	\$1.665.000	\$1.480.000	\$2.220.000
Gerente de investigación clínica	\$2.800.000	\$2.380.000	\$2.520.000	\$2.520.000	\$2.240.000	\$3.360.000
	\$5.400.000	\$4.590.000	\$4.860.000	\$4.860.000	\$4.320.000	\$6.480.000
Gerente de Prestaciones Médicas	\$2.800.000	\$2.380.000	\$2.520.000	\$2.520.000	\$2.240.000	\$3.360.000
	\$5.400.000	\$4.590.000	\$4.860.000	\$4.860.000	\$4.320.000	\$6.480.000
Instrumentador Quirúrgico	\$750.000	\$637.500	\$675.000	\$675.000	\$600.000	\$900.000
	\$950.000	\$807.500	\$855.000	\$855.000	\$760.000	\$1.140.000
Jefe de Contrataciones Médicas	\$1.800.000	\$1.530.000	\$1.620.000	\$1.620.000	\$1.440.000	\$2.160.000
	\$2.375.000	\$2.018.750	\$2.137.500	\$2.137.500	\$1.900.000	\$2.850.000
Jefe de Instrumentación quirúrgica	\$1.300.000	\$1.105.000	\$1.170.000	\$1.170.000	\$1.040.000	\$1.560.000
	\$1.950.000	\$1.657.500	\$1.755.000	\$1.755.000	\$1.560.000	\$2.340.000
Jefe Médico Laboral	\$2.300.000	\$1.955.000	\$2.070.000	\$2.070.000	\$1.840.000	\$2.760.000
	\$3.125.000	\$2.656.250	\$2.812.500	\$2.812.500	\$2.500.000	\$3.750.000
Médico Auditor	\$1.800.000	\$1.530.000	\$1.620.000	\$1.620.000	\$1.440.000	\$2.160.000
	\$2.500.000	\$2.125.000	\$2.250.000	\$2.250.000	\$2.000.000	\$3.000.000
Médico especialista	\$1.600.000	\$1.360.000	\$1.440.000	\$1.440.000	\$1.280.000	\$1.920.000
	\$2.500.000	\$2.125.000	\$2.250.000	\$2.250.000	\$2.000.000	\$3.000.000
Odontólogo	\$1.100.000	\$935.000	\$990.000	\$990.000	\$880.000	\$1.320.000
	\$1.500.000	\$1.275.000	\$1.350.000	\$1.350.000	\$1.200.000	\$1.800.000
Preparador de Egresos Farmacia	\$876.876	\$745.345	\$789.188	\$789.188	\$701.501	\$1.052.251
	\$1.375.867	\$1.169.487	\$1.238.280	\$1.238.280	\$1.100.694	\$1.651.040
Product Manager Quirúrgico	\$1.500.000	\$1.275.000	\$1.350.000	\$1.350.000	\$1.200.000	\$1.800.000
	\$3.100.000	\$2.635.000	\$2.790.000	\$2.790.000	\$2.480.000	\$3.720.000
Técnico de Laboratorio	\$750.000	\$637.500	\$675.000	\$675.000	\$600.000	\$900.000
	\$950.000	\$807.500	\$855.000	\$855.000	\$760.000	\$1.140.000
Supervisor de Enfermería	\$1.300.000	\$1.105.000	\$1.170.000	\$1.170.000	\$1.040.000	\$1.560.000
	\$2.250.000	\$1.912.500	\$2.025.000	\$2.025.000	\$1.800.000	\$2.700.000
Supervisor de producción Farmacéutica	\$1.875.000	\$1.593.750	\$1.687.500	\$1.687.500	\$1.500.000	\$2.250.000
	\$2.300.000	\$1.955.000	\$2.070.000	\$2.070.000	\$1.840.000	\$2.760.000
Técnico Farmacia	\$880.000	\$748.000	\$792.000	\$792.000	\$704.000	\$1.056.000
	\$1.100.000	\$935.000	\$990.000	\$990.000	\$880.000	\$1.320.000

reporte salarial junio 2024.

profesionales del área de **tecnología**.



randstad

partner for talent.

tecnología.

según zona geográfica e industria.

Todos los montos corresponden a una remuneración bruta mensual, sin adicionales ni comisiones, para una posición Semi Senior. Se muestran los valores mínimos y máximos para cada una de ellas, completados el 15 de junio de 2024.

Director de Sistemas CIO/CTO	Buenos Aires	Cuyo	Litoral	NEA	NOA	Patagonia
Automotriz	\$17.371.021	\$15.981.339	\$15.981.339	\$15.286.498	\$15.286.498	\$17.371.021
	\$22.668.750	\$20.855.250	\$20.855.250	\$19.948.500	\$19.948.500	\$22.668.750
Banca y Serv Financieros	\$18.881.544	\$17.371.020	\$17.371.020	\$16.615.759	\$16.615.759	\$18.881.544
	\$23.525.156	\$21.643.144	\$21.643.144	\$20.702.137	\$20.702.137	\$23.525.156
Consumo masivo	\$16.543.828	\$15.220.322	\$15.220.322	\$14.558.569	\$14.558.569	\$16.543.828
	\$21.157.500	\$19.464.900	\$19.464.900	\$18.618.600	\$18.618.600	\$21.157.500
Energía y Petróleo	\$18.881.544	\$17.371.020	\$17.371.020	\$16.615.759	\$16.615.759	\$18.881.544
	\$23.525.156	\$21.643.144	\$21.643.144	\$20.702.137	\$20.702.137	\$23.525.156
IT	\$17.982.422	\$16.543.828	\$16.543.828	\$15.824.531	\$15.824.531	\$17.982.422
	\$23.525.156	\$21.643.144	\$21.643.144	\$20.702.137	\$20.702.137	\$23.525.156
Lab y Pharma	\$18.881.544	\$17.371.020	\$17.371.020	\$16.615.759	\$16.615.759	\$18.881.544
	\$23.525.156	\$21.643.144	\$21.643.144	\$20.702.137	\$20.702.137	\$23.525.156
Manufactura	\$16.543.828	\$15.220.322	\$15.220.322	\$14.558.569	\$14.558.569	\$16.543.828
	\$21.157.500	\$19.464.900	\$19.464.900	\$18.618.600	\$18.618.600	\$21.157.500
Retail y Comercio	\$16.543.828	\$15.220.322	\$15.220.322	\$14.558.569	\$14.558.569	\$16.543.828
	\$21.157.500	\$19.464.900	\$19.464.900	\$18.618.600	\$18.618.600	\$21.157.500
Servicios	\$16.543.828	\$15.220.322	\$15.220.322	\$14.558.569	\$14.558.569	\$16.543.828
	\$21.157.500	\$19.464.900	\$19.464.900	\$18.618.600	\$18.618.600	\$21.157.500
Transporte y Logística	\$16.543.828	\$15.220.322	\$15.220.322	\$14.558.569	\$14.558.569	\$16.543.828
	\$21.157.500	\$19.464.900	\$19.464.900	\$18.618.600	\$18.618.600	\$21.157.500

Gerente de IT/Sistemas	Buenos Aires	Cuyo	Litoral	NEA	NOA	Patagonia
Automotriz	\$9.672.000	\$8.898.240	\$8.898.240	\$8.511.360	\$8.511.360	\$9.672.000
	\$13.115.997	\$12.066.717	\$12.066.717	\$11.542.077	\$11.542.077	\$13.115.997
Banca y Serv Financieros	\$9.672.000	\$8.513.471	\$8.898.240	\$8.511.360	\$8.511.360	\$9.672.000
	\$13.115.997	\$11.453.805	\$12.066.717	\$11.542.077	\$11.542.077	\$13.115.997
Consumo masivo	\$9.253.773	\$8.898.240	\$8.513.471	\$8.143.320	\$8.143.320	\$9.253.773
	\$12.449.788	\$12.066.717	\$11.453.805	\$10.955.813	\$10.955.813	\$12.449.788
Energía y Petróleo	\$9.672.000	\$8.898.240	\$8.898.240	\$8.511.360	\$8.511.360	\$9.672.000
	\$13.115.997	\$12.066.717	\$12.066.717	\$11.542.077	\$11.542.077	\$13.115.997
IT	\$10.366.400	\$2.576.000	\$9.537.088	\$9.122.432	\$9.122.432	\$10.366.400
	\$12.066.717	\$4.968.000	\$11.101.380	\$10.618.711	\$10.618.711	\$12.066.717
Lab y Pharma	\$9.672.000	\$8.513.471	\$8.898.240	\$8.511.360	\$8.511.360	\$9.672.000
	\$13.115.997	\$10.572.743	\$12.066.717	\$11.542.077	\$11.542.077	\$13.115.997
Manufactura	\$9.253.773	\$8.513.471	\$8.513.471	\$8.143.320	\$8.143.320	\$9.253.773
	\$11.492.112	\$10.572.743	\$10.572.743	\$10.113.059	\$10.113.059	\$11.492.112
Retail y Comercio	\$9.253.773	\$8.513.471	\$8.513.471	\$8.143.320	\$8.143.320	\$9.253.773
	\$11.492.112	\$10.572.743	\$10.572.743	\$10.113.059	\$10.113.059	\$11.492.112
Servicios	\$9.253.773	\$8.513.471	\$8.513.471	\$8.143.320	\$8.143.320	\$9.253.773
	\$11.492.112	\$10.572.743	\$10.572.743	\$10.113.059	\$10.113.059	\$11.492.112
Transporte y Logística	\$9.253.773	\$8.513.471	\$8.513.471	\$8.143.320	\$8.143.320	\$9.253.773
	\$11.492.112	\$10.572.743	\$10.572.743	\$10.113.059	\$10.113.059	\$11.492.112



tecnología.

según zona geográfica e industria.

Todos los montos corresponden a una remuneración bruta mensual, sin adicionales ni comisiones, para una posición Semi Senior. Se muestran los valores mínimos y máximos para cada una de ellas, completados el 15 de junio de 2024.

SysAdmin	Buenos Aires	Cuyo	Litoral	NEA	NOA	Patagonia
Automotriz	\$4.359.375	\$4.010.625	\$4.010.625	\$3.836.250	\$3.836.250	\$4.359.375
	\$6.296.875	\$5.793.125	\$5.793.125	\$5.541.250	\$5.541.250	\$6.296.875
Banca y Serv Financieros	\$4.359.375	\$4.010.625	\$4.010.625	\$3.836.250	\$3.836.250	\$4.359.375
	\$6.296.875	\$5.793.125	\$5.793.125	\$5.541.250	\$5.541.250	\$6.296.875
Consumo masivo	\$4.359.375	\$4.010.625	\$4.010.625	\$3.836.250	\$3.836.250	\$4.359.375
	\$6.296.875	\$5.793.125	\$5.793.125	\$5.541.250	\$5.541.250	\$6.296.875
Energía y Petróleo	\$4.577.345	\$4.211.157	\$4.211.157	\$4.028.064	\$4.028.064	\$4.577.345
	\$6.611.719	\$6.082.781	\$6.082.781	\$5.818.313	\$5.818.313	\$6.611.719
IT	\$4.359.375	\$4.010.625	\$4.010.625	\$3.836.250	\$3.836.250	\$4.359.375
	\$6.296.875	\$5.793.125	\$5.793.125	\$5.541.250	\$5.541.250	\$6.296.875
Lab y Pharma	\$4.577.345	\$4.211.157	\$4.211.157	\$4.028.064	\$4.028.064	\$4.577.345
	\$6.611.719	\$6.082.781	\$6.082.781	\$5.818.313	\$5.818.313	\$6.611.719
Manufactura	\$3.421.566	\$3.147.841	\$3.147.841	\$3.010.978	\$3.010.978	\$3.421.566
	\$5.930.712	\$5.456.255	\$5.456.255	\$5.219.027	\$5.219.027	\$5.930.712
Retail y Comercio	\$3.421.566	\$3.147.841	\$3.147.841	\$3.010.978	\$3.010.978	\$3.421.566
	\$5.930.712	\$5.456.255	\$5.456.255	\$5.219.027	\$5.219.027	\$5.930.712
Servicios	\$3.421.566	\$3.147.841	\$3.147.841	\$3.010.978	\$3.010.978	\$3.421.566
	\$5.930.712	\$5.456.255	\$5.456.255	\$5.219.027	\$5.219.027	\$5.930.712
Transporte y Logística	\$3.421.566	\$3.147.841	\$3.147.841	\$3.010.978	\$3.010.978	\$3.421.566
	\$5.930.712	\$5.456.255	\$5.456.255	\$5.219.027	\$5.219.027	\$5.930.712

Scrum Master	Buenos Aires	Cuyo	Litoral	NEA	NOA	Patagonia
Automotriz	\$4.736.334	\$4.357.427	\$4.357.427	\$4.167.974	\$4.167.974	\$4.736.334
	\$6.781.250	\$6.238.750	\$6.238.750	\$5.967.500	\$5.967.500	\$6.781.250
Banca y Serv Financieros	\$4.981.800	\$4.583.256	\$4.583.256	\$4.383.984	\$4.383.984	\$4.981.800
	\$6.558.757	\$6.034.056	\$6.034.056	\$5.771.706	\$5.771.706	\$6.558.757
Consumo masivo	\$4.372.001	\$4.022.241	\$4.022.241	\$3.847.361	\$3.847.361	\$4.372.001
	\$6.296.875	\$5.793.125	\$5.793.125	\$5.541.250	\$5.541.250	\$6.296.875
Energía y Petróleo	\$4.590.600	\$4.223.352	\$4.223.352	\$4.039.728	\$4.039.728	\$4.590.600
	\$6.611.719	\$6.082.781	\$6.082.781	\$5.818.313	\$5.818.313	\$6.611.719
IT	\$4.590.600	\$4.223.352	\$4.223.352	\$4.039.728	\$4.039.728	\$4.590.600
	\$6.611.719	\$6.082.781	\$6.082.781	\$5.818.313	\$5.818.313	\$6.611.719
Lab y Pharma	\$4.981.800	\$4.583.256	\$4.583.256	\$4.383.984	\$4.383.984	\$4.981.800
	\$6.558.757	\$6.034.056	\$6.034.056	\$5.771.706	\$5.771.706	\$6.558.757
Manufactura	\$4.372.001	\$4.022.241	\$4.022.241	\$3.847.361	\$3.847.361	\$4.372.001
	\$6.296.875	\$5.793.125	\$5.793.125	\$5.541.250	\$5.541.250	\$6.296.875
Retail y Comercio	\$4.372.001	\$4.022.241	\$4.022.241	\$3.847.361	\$3.847.361	\$4.372.001
	\$6.296.875	\$5.793.125	\$5.793.125	\$5.541.250	\$5.541.250	\$6.296.875
Servicios	\$4.372.001	\$4.022.241	\$4.022.241	\$3.847.361	\$3.847.361	\$4.372.001
	\$6.296.875	\$5.793.125	\$5.793.125	\$5.541.250	\$5.541.250	\$6.296.875
Transporte y Logística	\$4.372.001	\$4.022.241	\$4.022.241	\$3.847.361	\$3.847.361	\$4.372.001
	\$6.296.875	\$5.793.125	\$5.793.125	\$5.541.250	\$5.541.250	\$6.296.875



tecnología.

según zona geográfica e industria.

Todos los montos corresponden a una remuneración bruta mensual, sin adicionales ni comisiones, para una posición Semi Senior. Se muestran los valores mínimos y máximos para cada una de ellas, completados el 15 de junio de 2024.

Responsable de Seguridad Informática	Buenos Aires	Cuyo	Litoral	NEA	NOA	Patagonia
Automotriz	\$5.667.188	\$5.213.813	\$5.213.813	\$4.987.125	\$4.987.125	\$5.667.188
	\$8.185.938	\$7.531.063	\$7.531.063	\$7.203.625	\$7.203.625	\$8.185.938
Banca y Serv Financieros	\$5.667.188	\$5.213.813	\$5.213.813	\$4.987.125	\$4.987.125	\$5.667.188
	\$8.185.938	\$7.531.063	\$7.531.063	\$7.203.625	\$7.203.625	\$8.185.938
Consumo masivo	\$4.619.113	\$4.249.584	\$4.249.584	\$4.064.819	\$4.064.819	\$4.619.113
	\$7.441.853	\$6.846.505	\$6.846.505	\$6.548.831	\$6.548.831	\$7.441.853
Energía y Petróleo	\$5.667.188	\$5.213.813	\$5.213.813	\$4.987.125	\$4.987.125	\$5.667.188
	\$8.185.938	\$7.531.063	\$7.531.063	\$7.203.625	\$7.203.625	\$8.185.938
IT	\$5.440.500	\$5.005.260	\$5.005.260	\$4.787.640	\$4.787.640	\$5.440.500
	\$7.858.500	\$7.229.820	\$7.229.820	\$6.915.480	\$6.915.480	\$7.858.500
Lab y Pharma	\$5.667.188	\$5.213.813	\$5.213.813	\$4.987.125	\$4.987.125	\$5.667.188
	\$8.185.938	\$7.531.063	\$7.531.063	\$7.203.625	\$7.203.625	\$8.185.938
Manufactura	\$4.619.113	\$4.249.584	\$4.249.584	\$4.064.819	\$4.064.819	\$4.619.113
	\$7.441.853	\$6.846.505	\$6.846.505	\$6.548.831	\$6.548.831	\$7.441.853
Retail y Comercio	\$4.619.113	\$4.249.584	\$4.249.584	\$4.064.819	\$4.064.819	\$4.619.113
	\$7.441.853	\$6.846.505	\$6.846.505	\$6.548.831	\$6.548.831	\$7.441.853
Servicios	\$4.619.113	\$4.249.584	\$4.249.584	\$4.064.819	\$4.064.819	\$4.619.113
	\$7.441.853	\$6.846.505	\$6.846.505	\$6.548.831	\$6.548.831	\$7.441.853
Transporte y Logística	\$4.619.113	\$4.249.584	\$4.249.584	\$4.064.819	\$4.064.819	\$4.619.113
	\$7.441.853	\$6.846.505	\$6.846.505	\$6.548.831	\$6.548.831	\$7.441.853

Project Manager	Buenos Aires	Cuyo	Litoral	NEA	NOA	Patagonia
Automotriz	\$4.464.000	\$4.106.880	\$4.106.880	\$3.928.320	\$3.928.320	\$4.464.000
	\$7.403.978	\$6.811.660	\$6.811.660	\$6.515.501	\$6.515.501	\$7.403.978
Banca y Serv Financieros	\$4.391.007	\$4.039.726	\$4.039.726	\$3.864.086	\$3.864.086	\$4.391.007
	\$7.475.169	\$6.877.155	\$6.877.155	\$6.578.149	\$6.578.149	\$7.475.169
Consumo masivo	\$4.464.000	\$4.106.880	\$4.106.880	\$3.928.320	\$3.928.320	\$4.464.000
	\$7.097.304	\$6.529.520	\$6.529.520	\$6.245.628	\$6.245.628	\$7.097.304
Energía y Petróleo	\$4.882.500	\$4.491.900	\$4.491.900	\$4.296.600	\$4.296.600	\$4.882.500
	\$7.475.169	\$6.877.155	\$6.877.155	\$6.578.149	\$6.578.149	\$7.475.169
IT	\$4.650.000	\$4.278.000	\$4.278.000	\$4.092.000	\$4.092.000	\$4.650.000
	\$7.119.210	\$6.549.673	\$6.549.673	\$6.264.905	\$6.264.905	\$7.119.210
Lab y Pharma	\$4.391.007	\$4.039.726	\$4.039.726	\$3.864.086	\$3.864.086	\$4.391.007
	\$7.475.169	\$6.877.155	\$6.877.155	\$6.578.149	\$6.578.149	\$7.475.169
Manufactura	\$4.464.000	\$4.106.880	\$4.106.880	\$3.928.320	\$3.928.320	\$4.464.000
	\$7.097.304	\$6.529.520	\$6.529.520	\$6.245.628	\$6.245.628	\$7.097.304
Retail y Comercio	\$4.464.000	\$4.106.880	\$4.106.880	\$3.928.320	\$3.928.320	\$4.464.000
	\$7.097.304	\$6.529.520	\$6.529.520	\$6.245.628	\$6.245.628	\$7.097.304
Servicios	\$4.464.000	\$4.106.880	\$4.106.880	\$3.928.320	\$3.928.320	\$4.464.000
	\$7.097.304	\$6.529.520	\$6.529.520	\$6.245.628	\$6.245.628	\$7.097.304
Transporte y Logística	\$4.464.000	\$4.106.880	\$4.106.880	\$3.928.320	\$3.928.320	\$4.464.000
	\$7.097.304	\$6.529.520	\$6.529.520	\$6.245.628	\$6.245.628	\$7.097.304



tecnología.

según zona geográfica e industria.

Todos los montos corresponden a una remuneración bruta mensual, sin adicionales ni comisiones, para una posición Semi Senior. Se muestran los valores mínimos y máximos para cada una de ellas, completados el 15 de junio de 2024.

Analista BI	Buenos Aires	Cuyo	Litoral	NEA	NOA	Patagonia
Automotriz	\$3.849.260	\$3.541.319	\$3.541.319	\$3.387.349	\$3.387.349	\$3.849.260
	\$6.653.042	\$6.120.799	\$6.120.799	\$5.854.677	\$5.854.677	\$6.653.042
Banca y Serv Financieros	\$4.186.065	\$3.851.180	\$3.851.180	\$3.683.737	\$3.683.737	\$4.186.065
	\$5.702.606	\$5.246.398	\$5.246.398	\$5.018.293	\$5.018.293	\$5.702.606
Consumo masivo	\$3.849.260	\$3.541.319	\$3.541.319	\$3.387.349	\$3.387.349	\$3.849.260
	\$6.177.824	\$5.683.598	\$5.683.598	\$5.436.485	\$5.436.485	\$6.177.824
Energía y Petróleo	\$4.186.065	\$3.851.180	\$3.851.180	\$3.683.737	\$3.683.737	\$4.186.065
	\$5.702.606	\$5.246.398	\$5.246.398	\$5.018.293	\$5.018.293	\$5.702.606
IT	\$5.023.278	\$4.621.416	\$4.621.416	\$4.420.485	\$4.420.485	\$5.023.278
	\$6.023.378	\$5.541.508	\$5.541.508	\$5.300.573	\$5.300.573	\$6.023.378
Lab y Pharma	\$5.023.278	\$4.621.416	\$4.621.416	\$4.420.485	\$4.420.485	\$5.023.278
	\$6.023.378	\$5.541.508	\$5.541.508	\$5.300.573	\$5.300.573	\$6.023.378
Manufactura	\$3.849.260	\$3.541.319	\$3.541.319	\$3.387.349	\$3.387.349	\$3.849.260
	\$6.177.824	\$5.683.598	\$5.683.598	\$5.436.485	\$5.436.485	\$6.177.824
Retail y Comercio	\$3.849.260	\$3.541.319	\$3.541.319	\$3.387.349	\$3.387.349	\$3.849.260
	\$6.177.824	\$5.683.598	\$5.683.598	\$5.436.485	\$5.436.485	\$6.177.824
Servicios	\$3.849.260	\$3.541.319	\$3.541.319	\$3.387.349	\$3.387.349	\$3.849.260
	\$6.177.824	\$5.683.598	\$5.683.598	\$5.436.485	\$5.436.485	\$6.177.824
Transporte y Logística	\$3.849.260	\$3.541.319	\$3.541.319	\$3.387.349	\$3.387.349	\$3.849.260
	\$6.177.824	\$5.683.598	\$5.683.598	\$5.436.485	\$5.436.485	\$6.177.824

Analista SAP	Buenos Aires	Cuyo	Litoral	NEA	NOA	Patagonia
Automotriz	\$4.181.912	\$3.847.359	\$3.847.359	\$3.680.083	\$3.680.083	\$4.181.912
	\$6.265.875	\$5.764.605	\$5.764.605	\$5.513.970	\$5.513.970	\$6.265.875
Banca y Serv Financieros	\$4.590.596	\$4.223.348	\$4.223.348	\$4.039.724	\$4.039.724	\$4.590.596
	\$8.525.397	\$7.843.365	\$7.843.365	\$7.502.349	\$7.502.349	\$8.525.397
Consumo masivo	\$4.181.912	\$3.847.359	\$3.847.359	\$3.680.083	\$3.680.083	\$4.181.912
	\$5.818.313	\$5.352.848	\$5.352.848	\$5.120.115	\$5.120.115	\$5.818.313
Energía y Petróleo	\$4.590.599	\$4.223.351	\$4.223.351	\$4.039.727	\$4.039.727	\$4.590.599
	\$6.386.921	\$5.875.967	\$5.875.967	\$5.620.490	\$5.620.490	\$6.386.921
IT	\$4.590.596	\$4.223.348	\$4.223.348	\$4.039.724	\$4.039.724	\$4.590.596
	\$8.525.397	\$7.843.365	\$7.843.365	\$7.502.349	\$7.502.349	\$8.525.397
Lab y Pharma	\$4.590.596	\$4.223.348	\$4.223.348	\$4.039.724	\$4.039.724	\$4.590.596
	\$8.525.397	\$7.843.365	\$7.843.365	\$7.502.349	\$7.502.349	\$8.525.397
Manufactura	\$4.181.912	\$3.847.359	\$3.847.359	\$3.680.083	\$3.680.083	\$4.181.912
	\$5.818.313	\$5.352.848	\$5.352.848	\$5.120.115	\$5.120.115	\$5.818.313
Retail y Comercio	\$4.181.912	\$3.847.359	\$3.847.359	\$3.680.083	\$3.680.083	\$4.181.912
	\$5.818.313	\$5.352.848	\$5.352.848	\$5.120.115	\$5.120.115	\$5.818.313
Servicios	\$4.181.912	\$3.847.359	\$3.847.359	\$3.680.083	\$3.680.083	\$4.181.912
	\$5.818.313	\$5.352.848	\$5.352.848	\$5.120.115	\$5.120.115	\$5.818.313
Transporte y Logística	\$4.181.912	\$3.847.359	\$3.847.359	\$3.680.083	\$3.680.083	\$4.181.912
	\$5.818.313	\$5.352.848	\$5.352.848	\$5.120.115	\$5.120.115	\$5.818.313



tecnología.

según zona geográfica e industria.

Todos los montos corresponden a una remuneración bruta mensual, sin adicionales ni comisiones, para una posición Semi Senior. Se muestran los valores mínimos y máximos para cada una de ellas, completados el 15 de junio de 2024.

Arquitecto de Software	Buenos Aires	Cuyo	Litoral	NEA	NOA	Patagonia
Automotriz	\$7.672.500	\$7.058.700	\$7.058.700	\$6.751.800	\$6.751.800	\$7.672.500
	\$10.507.063	\$9.666.498	\$9.666.498	\$9.246.215	\$9.246.215	\$10.507.063
Banca y Serv Financieros	\$7.672.500	\$7.058.700	\$7.058.700	\$6.751.800	\$6.751.800	\$7.672.500
	\$10.507.063	\$9.666.498	\$9.666.498	\$9.246.215	\$9.246.215	\$10.507.063
Consumo masivo	\$6.158.816	\$5.666.111	\$5.666.111	\$5.419.758	\$5.419.758	\$6.158.816
	\$7.910.657	\$7.277.804	\$7.277.804	\$6.961.378	\$6.961.378	\$7.910.657
Energía y Petróleo	\$8.056.125	\$7.411.635	\$7.411.635	\$7.089.390	\$7.089.390	\$8.056.125
	\$10.507.063	\$9.666.498	\$9.666.498	\$9.246.215	\$9.246.215	\$10.507.063
IT	\$7.672.500	\$7.058.700	\$7.058.700	\$6.751.800	\$6.751.800	\$7.672.500
	\$10.507.063	\$9.666.498	\$9.666.498	\$9.246.215	\$9.246.215	\$10.507.063
Lab y Pharma	\$7.672.500	\$7.058.700	\$7.058.700	\$6.751.800	\$6.751.800	\$7.672.500
	\$10.507.063	\$9.666.498	\$9.666.498	\$9.246.215	\$9.246.215	\$10.507.063
Manufactura	\$6.158.816	\$5.666.111	\$5.666.111	\$5.419.758	\$5.419.758	\$6.158.816
	\$7.910.657	\$7.277.804	\$7.277.804	\$6.961.378	\$6.961.378	\$7.910.657
Retail y Comercio	\$6.158.816	\$5.666.111	\$5.666.111	\$5.419.758	\$5.419.758	\$6.158.816
	\$7.910.657	\$7.277.804	\$7.277.804	\$6.961.378	\$6.961.378	\$7.910.657
Servicios	\$6.158.816	\$5.666.111	\$5.666.111	\$5.419.758	\$5.419.758	\$6.158.816
	\$7.910.657	\$7.277.804	\$7.277.804	\$6.961.378	\$6.961.378	\$7.910.657
Transporte y Logística	\$6.158.816	\$5.666.111	\$5.666.111	\$5.419.758	\$5.419.758	\$6.158.816
	\$7.910.657	\$7.277.804	\$7.277.804	\$6.961.378	\$6.961.378	\$7.910.657

Desarrollador Back-end	Buenos Aires	Cuyo	Litoral	NEA	NOA	Patagonia
Automotriz	\$4.875.046	\$4.485.042	\$4.485.042	\$4.290.040	\$4.290.040	\$4.875.046
	\$6.906.313	\$6.353.808	\$6.353.808	\$6.077.555	\$6.077.555	\$6.906.313
Banca y Serv Financieros	\$4.882.500	\$4.491.900	\$4.491.900	\$4.296.600	\$4.296.600	\$4.882.500
	\$7.669.594	\$7.056.026	\$7.056.026	\$6.749.243	\$6.749.243	\$7.669.594
Consumo masivo	\$4.777.875	\$4.395.645	\$4.395.645	\$4.204.530	\$4.204.530	\$4.777.875
	\$7.246.444	\$6.666.728	\$6.666.728	\$6.376.871	\$6.376.871	\$7.246.444
Energía y Petróleo	\$5.126.625	\$4.716.495	\$4.716.495	\$4.511.430	\$4.511.430	\$5.126.625
	\$8.053.074	\$7.408.828	\$7.408.828	\$7.086.705	\$7.086.705	\$8.053.074
IT	\$4.882.500	\$4.491.900	\$4.491.900	\$4.296.600	\$4.296.600	\$4.882.500
	\$7.669.594	\$7.056.026	\$7.056.026	\$6.749.243	\$6.749.243	\$7.669.594
Lab y Pharma	\$4.882.500	\$4.491.900	\$4.491.900	\$4.296.600	\$4.296.600	\$4.882.500
	\$7.669.594	\$7.056.026	\$7.056.026	\$6.749.243	\$6.749.243	\$7.669.594
Manufactura	\$4.500.042	\$4.140.039	\$4.140.039	\$3.960.037	\$3.960.037	\$4.500.042
	\$6.906.313	\$6.353.808	\$6.353.808	\$6.077.555	\$6.077.555	\$6.906.313
Retail y Comercio	\$4.500.042	\$4.140.039	\$4.140.039	\$3.960.037	\$3.960.037	\$4.500.042
	\$6.906.313	\$6.353.808	\$6.353.808	\$6.077.555	\$6.077.555	\$6.906.313
Servicios	\$4.500.042	\$4.140.039	\$4.140.039	\$3.960.037	\$3.960.037	\$4.500.042
	\$6.906.313	\$6.353.808	\$6.353.808	\$6.077.555	\$6.077.555	\$6.906.313
Transporte y Logística	\$4.500.042	\$4.140.039	\$4.140.039	\$3.960.037	\$3.960.037	\$4.500.042
	\$6.906.313	\$6.353.808	\$6.353.808	\$6.077.555	\$6.077.555	\$6.906.313



tecnología.

según zona geográfica e industria.

Todos los montos corresponden a una remuneración bruta mensual, sin adicionales ni comisiones, para una posición Semi Senior. Se muestran los valores mínimos y máximos para cada una de ellas, completados el 15 de junio de 2024.

Desarrollador Front-end	Buenos Aires	Cuyo	Litoral	NEA	NOA	Patagonia
Automotriz	\$4.981.798	\$4.583.254	\$4.583.254	\$4.383.982	\$4.383.982	\$4.981.798
	\$7.057.546	\$6.492.942	\$6.492.942	\$6.210.640	\$6.210.640	\$7.057.546
Banca y Serv Financieros	\$5.056.875	\$4.652.325	\$4.652.325	\$4.450.050	\$4.450.050	\$5.056.875
	\$7.669.594	\$7.056.026	\$7.056.026	\$6.749.243	\$6.749.243	\$7.669.594
Consumo masivo	\$4.882.500	\$4.491.900	\$4.491.900	\$4.296.600	\$4.296.600	\$4.882.500
	\$7.405.125	\$6.812.715	\$6.812.715	\$6.516.510	\$6.516.510	\$7.405.125
Energía y Petróleo	\$5.309.720	\$4.884.942	\$4.884.942	\$4.672.554	\$4.672.554	\$5.309.720
	\$8.053.074	\$7.408.828	\$7.408.828	\$7.086.705	\$7.086.705	\$8.053.074
IT	\$5.056.875	\$4.652.325	\$4.652.325	\$4.450.050	\$4.450.050	\$5.056.875
	\$7.669.594	\$7.056.026	\$7.056.026	\$6.749.243	\$6.749.243	\$7.669.594
Lab y Pharma	\$4.762.818	\$4.381.793	\$4.381.793	\$4.191.280	\$4.191.280	\$4.762.818
	\$7.309.601	\$6.724.833	\$6.724.833	\$6.432.449	\$6.432.449	\$7.309.601
Manufactura	\$4.598.583	\$4.230.696	\$4.230.696	\$4.046.753	\$4.046.753	\$4.598.583
	\$7.057.546	\$6.492.942	\$6.492.942	\$6.210.640	\$6.210.640	\$7.057.546
Retail y Comercio	\$4.598.583	\$4.230.696	\$4.230.696	\$4.046.753	\$4.046.753	\$4.598.583
	\$7.057.546	\$6.492.942	\$6.492.942	\$6.210.640	\$6.210.640	\$7.057.546
Servicios	\$4.598.583	\$4.230.696	\$4.230.696	\$4.046.753	\$4.046.753	\$4.598.583
	\$7.057.546	\$6.492.942	\$6.492.942	\$6.210.640	\$6.210.640	\$7.057.546
Transporte y Logística	\$4.598.583	\$4.230.696	\$4.230.696	\$4.046.753	\$4.046.753	\$4.598.583
	\$7.057.546	\$6.492.942	\$6.492.942	\$6.210.640	\$6.210.640	\$7.057.546

Soporte Técnico / Help desk	Buenos Aires	Cuyo	Litoral	NEA	NOA	Patagonia
Automotriz	\$1.627.500	\$1.497.300	\$1.497.300	\$1.432.200	\$1.432.200	\$1.627.500
	\$3.342.188	\$3.074.813	\$3.074.813	\$2.941.125	\$2.941.125	\$3.342.188
Banca y Serv Financieros	\$1.596.730	\$1.468.992	\$1.468.992	\$1.405.122	\$1.405.122	\$1.596.730
	\$3.136.434	\$2.885.519	\$2.885.519	\$2.760.062	\$2.760.062	\$3.136.434
Consumo masivo	\$1.511.250	\$1.390.350	\$1.390.350	\$1.329.900	\$1.329.900	\$1.511.250
	\$3.119.375	\$2.869.825	\$2.869.825	\$2.745.050	\$2.745.050	\$3.119.375
Energía y Petróleo	\$1.586.813	\$1.459.868	\$1.459.868	\$1.396.395	\$1.396.395	\$1.586.813
	\$3.275.344	\$3.013.316	\$3.013.316	\$2.882.303	\$2.882.303	\$3.275.344
IT	\$1.511.250	\$1.390.350	\$1.390.350	\$1.329.900	\$1.329.900	\$1.511.250
	\$3.119.375	\$2.869.825	\$2.869.825	\$2.745.050	\$2.745.050	\$3.119.375
Lab y Pharma	\$1.596.730	\$1.468.992	\$1.468.992	\$1.405.122	\$1.405.122	\$1.596.730
	\$3.136.434	\$2.885.519	\$2.885.519	\$2.760.062	\$2.760.062	\$3.136.434
Manufactura	\$1.511.250	\$1.390.350	\$1.390.350	\$1.329.900	\$1.329.900	\$1.511.250
	\$3.119.375	\$2.869.825	\$2.869.825	\$2.745.050	\$2.745.050	\$3.119.375
Retail y Comercio	\$1.511.250	\$1.390.350	\$1.390.350	\$1.329.900	\$1.329.900	\$1.511.250
	\$3.119.375	\$2.869.825	\$2.869.825	\$2.745.050	\$2.745.050	\$3.119.375
Servicios	\$1.511.250	\$1.390.350	\$1.390.350	\$1.329.900	\$1.329.900	\$1.511.250
	\$3.119.375	\$2.869.825	\$2.869.825	\$2.745.050	\$2.745.050	\$3.119.375
Transporte y Logística	\$1.511.250	\$1.390.350	\$1.390.350	\$1.329.900	\$1.329.900	\$1.511.250
	\$3.119.375	\$2.869.825	\$2.869.825	\$2.745.050	\$2.745.050	\$3.119.375



tecnología.

según zona geográfica e industria.

Todos los montos corresponden a una remuneración bruta mensual, sin adicionales ni comisiones, para una posición Semi Senior. Se muestran los valores mínimos y máximos para cada una de ellas, completados el 15 de junio de 2024.

Analista funcional	Buenos Aires	Cuyo	Litoral	NEA	NOA	Patagonia
Automotriz	\$3.304.254	\$3.039.914	\$3.039.914	\$2.907.744	\$2.907.744	\$3.304.254
	\$5.507.089	\$5.066.522	\$5.066.522	\$4.846.238	\$4.846.238	\$5.507.089
Banca y Serv Financieros	\$3.448.937	\$3.173.022	\$3.173.022	\$3.035.065	\$3.035.065	\$3.448.937
	\$6.227.249	\$5.729.069	\$5.729.069	\$5.479.979	\$5.479.979	\$6.227.249
Consumo masivo	\$3.050.080	\$2.806.074	\$2.806.074	\$2.684.070	\$2.684.070	\$3.050.080
	\$5.507.089	\$5.066.522	\$5.066.522	\$4.846.238	\$4.846.238	\$5.507.089
Energía y Petróleo	\$3.325.761	\$3.059.700	\$3.059.700	\$2.926.670	\$2.926.670	\$3.325.761
	\$6.004.846	\$5.524.458	\$5.524.458	\$5.284.264	\$5.284.264	\$6.004.846
IT	\$3.325.761	\$3.059.700	\$3.059.700	\$2.926.670	\$2.926.670	\$3.325.761
	\$5.718.900	\$5.261.388	\$5.261.388	\$5.032.632	\$5.032.632	\$5.718.900
Lab y Pharma	\$3.325.760	\$3.059.699	\$3.059.699	\$2.926.669	\$2.926.669	\$3.325.760
	\$6.004.846	\$5.524.458	\$5.524.458	\$5.284.264	\$5.284.264	\$6.004.846
Manufactura	\$3.050.080	\$2.806.074	\$2.806.074	\$2.684.070	\$2.684.070	\$3.050.080
	\$5.507.089	\$5.066.522	\$5.066.522	\$4.846.238	\$4.846.238	\$5.507.089
Retail y Comercio	\$3.050.080	\$2.806.074	\$2.806.074	\$2.684.070	\$2.684.070	\$3.050.080
	\$5.507.089	\$5.066.522	\$5.066.522	\$4.846.238	\$4.846.238	\$5.507.089
Servicios	\$3.050.080	\$2.806.074	\$2.806.074	\$2.684.070	\$2.684.070	\$3.050.080
	\$5.507.089	\$5.066.522	\$5.066.522	\$4.846.238	\$4.846.238	\$5.507.089
Transporte y Logística	\$3.050.080	\$2.806.074	\$2.806.074	\$2.684.070	\$2.684.070	\$3.050.080
	\$5.507.089	\$5.066.522	\$5.066.522	\$4.846.238	\$4.846.238	\$5.507.089

Quality Assurance (QA)	Buenos Aires	Cuyo	Litoral	NEA	NOA	Patagonia
Automotriz	\$3.781.903	\$3.479.351	\$3.479.351	\$3.328.075	\$3.328.075	\$3.781.903
	\$5.702.607	\$5.246.398	\$5.246.398	\$5.018.294	\$5.018.294	\$5.702.607
Banca y Serv Financieros	\$3.781.903	\$3.479.351	\$3.479.351	\$3.328.075	\$3.328.075	\$3.781.903
	\$5.702.607	\$5.246.398	\$5.246.398	\$5.018.294	\$5.018.294	\$5.702.607
Consumo masivo	\$3.601.813	\$3.313.668	\$3.313.668	\$3.169.595	\$3.169.595	\$3.601.813
	\$5.431.055	\$4.996.571	\$4.996.571	\$4.779.328	\$4.779.328	\$5.431.055
Energía y Petróleo	\$3.781.903	\$3.479.351	\$3.479.351	\$3.328.075	\$3.328.075	\$3.781.903
	\$5.702.607	\$5.246.398	\$5.246.398	\$5.018.294	\$5.018.294	\$5.702.607
IT	\$3.781.903	\$3.479.351	\$3.479.351	\$3.328.075	\$3.328.075	\$3.781.903
	\$5.702.607	\$5.246.398	\$5.246.398	\$5.018.294	\$5.018.294	\$5.702.607
Lab y Pharma	\$3.781.903	\$3.479.351	\$3.479.351	\$3.328.075	\$3.328.075	\$3.781.903
	\$5.702.607	\$5.246.398	\$5.246.398	\$5.018.294	\$5.018.294	\$5.702.607
Manufactura	\$3.601.813	\$3.313.668	\$3.313.668	\$3.169.595	\$3.169.595	\$3.601.813
	\$5.431.055	\$4.996.571	\$4.996.571	\$4.779.328	\$4.779.328	\$5.431.055
Retail y Comercio	\$3.601.813	\$3.313.668	\$3.313.668	\$3.169.595	\$3.169.595	\$3.601.813
	\$5.431.055	\$4.996.571	\$4.996.571	\$4.779.328	\$4.779.328	\$5.431.055
Servicios	\$3.601.813	\$3.313.668	\$3.313.668	\$3.169.595	\$3.169.595	\$3.601.813
	\$5.431.055	\$4.996.571	\$4.996.571	\$4.779.328	\$4.779.328	\$5.431.055
Transporte y Logística	\$3.601.813	\$3.313.668	\$3.313.668	\$3.169.595	\$3.169.595	\$3.601.813
	\$5.431.055	\$4.996.571	\$4.996.571	\$4.779.328	\$4.779.328	\$5.431.055



tecnología.

según zona geográfica e industria.

Todos los montos corresponden a una remuneración bruta mensual, sin adicionales ni comisiones, para una posición Semi Senior. Se muestran los valores mínimos y máximos para cada una de ellas, completados el 15 de junio de 2024.

Administrador de Redes.	Buenos Aires	Cuyo	Litoral	NEA	NOA	Patagonia
Automotriz	\$2.541.735	\$2.338.396	\$2.338.396	\$2.236.727	\$2.236.727	\$2.541.735
	\$4.283.292	\$3.940.629	\$3.940.629	\$3.769.297	\$3.769.297	\$4.283.292
Banca y Serv Financieros	\$2.771.466	\$2.549.749	\$2.549.749	\$2.438.890	\$2.438.890	\$2.771.466
	\$4.670.435	\$4.296.800	\$4.296.800	\$4.109.983	\$4.109.983	\$4.670.435
Consumo masivo	\$2.541.735	\$2.338.396	\$2.338.396	\$2.236.727	\$2.236.727	\$2.541.735
	\$4.283.292	\$3.940.629	\$3.940.629	\$3.769.297	\$3.769.297	\$4.283.292
Energía y Petróleo	\$2.771.466	\$2.549.749	\$2.549.749	\$2.438.890	\$2.438.890	\$2.771.466
	\$4.670.435	\$4.296.800	\$4.296.800	\$4.109.983	\$4.109.983	\$4.670.435
IT	\$2.771.466	\$2.549.749	\$2.549.749	\$2.438.890	\$2.438.890	\$2.771.466
	\$4.670.435	\$4.296.800	\$4.296.800	\$4.109.983	\$4.109.983	\$4.670.435
Lab y Pharma	\$2.771.466	\$2.549.749	\$2.549.749	\$2.438.890	\$2.438.890	\$2.771.466
	\$4.670.435	\$4.296.800	\$4.296.800	\$4.109.983	\$4.109.983	\$4.670.435
Manufactura	\$2.541.735	\$2.338.396	\$2.338.396	\$2.236.727	\$2.236.727	\$2.541.735
	\$4.283.292	\$3.940.629	\$3.940.629	\$3.769.297	\$3.769.297	\$4.283.292
Retail y Comercio	\$2.541.735	\$2.338.396	\$2.338.396	\$2.236.727	\$2.236.727	\$2.541.735
	\$4.283.292	\$3.940.629	\$3.940.629	\$3.769.297	\$3.769.297	\$4.283.292
Servicios	\$2.541.735	\$2.338.396	\$2.338.396	\$2.236.727	\$2.236.727	\$2.541.735
	\$4.283.292	\$3.940.629	\$3.940.629	\$3.769.297	\$3.769.297	\$4.283.292
Transporte y Logística	\$2.541.735	\$2.338.396	\$2.338.396	\$2.236.727	\$2.236.727	\$2.541.735
	\$4.283.292	\$3.940.629	\$3.940.629	\$3.769.297	\$3.769.297	\$4.283.292

DevOps	Buenos Aires	Cuyo	Litoral	NEA	NOA	Patagonia
Automotriz	\$5.788.148	\$5.325.096	\$5.325.096	\$5.093.570	\$5.093.570	\$5.788.148
	\$7.866.250	\$7.236.950	\$7.236.950	\$6.922.300	\$6.922.300	\$7.866.250
Banca y Serv Financieros	\$5.056.875	\$4.652.325	\$4.652.325	\$4.450.050	\$4.450.050	\$5.056.875
	\$9.963.598	\$9.166.510	\$9.166.510	\$8.767.966	\$8.767.966	\$9.963.598
Consumo masivo	\$5.289.375	\$4.866.225	\$4.866.225	\$4.654.650	\$4.654.650	\$5.289.375
	\$7.052.500	\$6.488.300	\$6.488.300	\$6.206.200	\$6.206.200	\$7.052.500
Energía y Petróleo	\$5.309.720	\$4.884.942	\$4.884.942	\$4.672.554	\$4.672.554	\$5.309.720
	\$7.669.594	\$7.056.026	\$7.056.026	\$6.749.243	\$6.749.243	\$7.669.594
IT	\$5.289.375	\$4.866.225	\$4.866.225	\$4.654.650	\$4.654.650	\$5.289.375
	\$7.052.500	\$6.488.300	\$6.488.300	\$6.206.200	\$6.206.200	\$7.052.500
Lab y Pharma	\$5.056.875	\$4.652.325	\$4.652.325	\$4.450.050	\$4.450.050	\$5.056.875
	\$9.261.036	\$8.520.153	\$8.520.153	\$8.149.712	\$8.149.712	\$9.261.036
Manufactura	\$5.189.374	\$4.774.224	\$4.774.224	\$4.566.649	\$4.566.649	\$5.189.374
	\$7.052.500	\$6.488.300	\$6.488.300	\$6.206.200	\$6.206.200	\$7.052.500
Retail y Comercio	\$5.189.374	\$4.774.224	\$4.774.224	\$4.566.649	\$4.566.649	\$5.189.374
	\$7.052.500	\$6.488.300	\$6.488.300	\$6.206.200	\$6.206.200	\$7.052.500
Servicios	\$5.189.374	\$4.774.224	\$4.774.224	\$4.566.649	\$4.566.649	\$5.189.374
	\$7.052.500	\$6.488.300	\$6.488.300	\$6.206.200	\$6.206.200	\$7.052.500
Transporte y Logística	\$5.189.374	\$4.774.224	\$4.774.224	\$4.566.649	\$4.566.649	\$5.189.374
	\$7.052.500	\$6.488.300	\$6.488.300	\$6.206.200	\$6.206.200	\$7.052.500



tecnología.

según zona geográfica e industria.

Todos los montos corresponden a una remuneración bruta mensual, sin adicionales ni comisiones, para una posición Semi Senior. Se muestran los valores mínimos y máximos para cada una de ellas, completados el 15 de junio de 2024.

DBA Database administrator	Buenos Aires	Cuyo	Litoral	NEA	NOA	Patagonia
Automotriz	\$3.459.582	\$3.182.815	\$3.182.815	\$3.044.432	\$3.044.432	\$3.459.582
	\$5.139.950	\$4.728.754	\$4.728.754	\$4.523.156	\$4.523.156	\$5.139.950
Banca y Serv Financieros	\$3.766.500	\$3.465.180	\$3.465.180	\$3.314.520	\$3.314.520	\$3.766.500
	\$6.460.594	\$5.943.746	\$5.943.746	\$5.685.323	\$5.685.323	\$6.460.594
Consumo masivo	\$3.627.000	\$3.336.840	\$3.336.840	\$3.191.760	\$3.191.760	\$3.627.000
	\$6.221.313	\$5.723.608	\$5.723.608	\$5.474.755	\$5.474.755	\$6.221.313
Energía y Petróleo	\$3.954.825	\$3.638.439	\$3.638.439	\$3.480.246	\$3.480.246	\$3.954.825
	\$6.783.624	\$6.240.934	\$6.240.934	\$5.969.589	\$5.969.589	\$6.783.624
IT	\$3.766.500	\$3.465.180	\$3.465.180	\$3.314.520	\$3.314.520	\$3.766.500
	\$6.460.594	\$5.943.746	\$5.943.746	\$5.685.323	\$5.685.323	\$6.460.594
Lab y Pharma	\$3.766.500	\$3.465.180	\$3.465.180	\$3.314.520	\$3.314.520	\$3.766.500
	\$6.460.594	\$5.943.746	\$5.943.746	\$5.685.323	\$5.685.323	\$6.460.594
Manufactura	\$3.627.000	\$3.336.840	\$3.336.840	\$3.191.760	\$3.191.760	\$3.627.000
	\$6.221.313	\$5.723.608	\$5.723.608	\$5.474.755	\$5.474.755	\$6.221.313
Retail y Comercio	\$3.212.469	\$2.955.471	\$2.955.471	\$2.826.973	\$2.826.973	\$3.212.469
	\$5.139.950	\$4.728.754	\$4.728.754	\$4.523.156	\$4.523.156	\$5.139.950
Servicios	\$3.212.469	\$2.955.471	\$2.955.471	\$2.826.973	\$2.826.973	\$3.212.469
	\$5.139.950	\$4.728.754	\$4.728.754	\$4.523.156	\$4.523.156	\$5.139.950
Transporte y Logística	\$3.212.469	\$2.955.471	\$2.955.471	\$2.826.973	\$2.826.973	\$3.212.469
	\$5.139.950	\$4.728.754	\$4.728.754	\$4.523.156	\$4.523.156	\$5.139.950

Desarrollador Mobile	Buenos Aires	Cuyo	Litoral	NEA	NOA	Patagonia
Automotriz	\$5.189.374	\$4.774.224	\$4.774.224	\$4.566.649	\$4.566.649	\$5.189.374
	\$9.686.831	\$8.911.885	\$8.911.885	\$8.524.411	\$8.524.411	\$9.686.831
Banca y Serv Financieros	\$5.731.125	\$5.272.635	\$5.272.635	\$5.043.390	\$5.043.390	\$5.731.125
	\$8.582.641	\$7.896.030	\$7.896.030	\$7.552.724	\$7.552.724	\$8.582.641
Consumo masivo	\$5.533.500	\$5.090.820	\$5.090.820	\$4.869.480	\$4.869.480	\$5.533.500
	\$8.286.688	\$7.623.753	\$7.623.753	\$7.292.285	\$7.292.285	\$8.286.688
Energía y Petróleo	\$6.017.682	\$5.536.267	\$5.536.267	\$5.295.560	\$5.295.560	\$6.017.682
	\$9.011.772	\$8.290.830	\$8.290.830	\$7.930.359	\$7.930.359	\$9.011.772
IT	\$5.731.125	\$5.272.635	\$5.272.635	\$5.043.390	\$5.043.390	\$5.731.125
	\$8.582.641	\$7.896.030	\$7.896.030	\$7.552.724	\$7.552.724	\$8.582.641
Lab y Pharma	\$5.731.125	\$5.272.635	\$5.272.635	\$5.043.390	\$5.043.390	\$5.731.125
	\$8.582.641	\$7.896.030	\$7.896.030	\$7.552.724	\$7.552.724	\$8.582.641
Manufactura	\$5.533.500	\$5.090.820	\$5.090.820	\$4.869.480	\$4.869.480	\$5.533.500
	\$8.286.688	\$7.623.753	\$7.623.753	\$7.292.285	\$7.292.285	\$8.286.688
Retail y Comercio	\$4.790.192	\$4.406.977	\$4.406.977	\$4.215.369	\$4.215.369	\$4.790.192
	\$9.686.831	\$8.911.885	\$8.911.885	\$8.524.411	\$8.524.411	\$9.686.831
Servicios	\$4.790.192	\$4.406.977	\$4.406.977	\$4.215.369	\$4.215.369	\$4.790.192
	\$9.686.831	\$8.911.885	\$8.911.885	\$8.524.411	\$8.524.411	\$9.686.831
Transporte y Logística	\$4.790.192	\$4.406.977	\$4.406.977	\$4.215.369	\$4.215.369	\$4.790.192
	\$9.686.831	\$8.911.885	\$8.911.885	\$8.524.411	\$8.524.411	\$9.686.831



reporte salarial junio 2024.

profesionales del área de marketing & comunicaciones.




randstad

partner for talent.

marketing y comunicaciones. según zona geográfica e industria.

Todos los montos corresponden a una remuneración bruta mensual, sin adicionales ni comisiones, para una posición Semi Senior. Se muestran los valores mínimos y máximos para cada una de ellas, completados el 15 de junio de 2024.

Director de marketing	Buenos Aires	Cuyo	Litoral	NEA	NOA	Patagonia
Automotriz	\$6.050.000	\$5.324.000	\$5.445.000	\$4.991.250	\$5.142.500	\$7.441.500
	\$9.806.500	\$8.629.720	\$8.825.850	\$8.090.363	\$8.335.525	\$12.061.995
Banca y Serv Financieros	\$6.329.813	\$5.570.235	\$5.696.831	\$5.222.095	\$5.380.341	\$7.785.669
	\$10.070.156	\$8.861.738	\$9.063.141	\$8.307.879	\$8.559.633	\$12.386.292
Consumo masivo	\$5.626.500	\$4.951.320	\$5.063.850	\$4.641.863	\$4.782.525	\$6.920.595
	\$8.918.558	\$7.848.331	\$8.026.703	\$7.357.811	\$7.580.775	\$10.969.827
Energía y Petróleo	\$6.329.813	\$5.570.235	\$5.696.831	\$5.222.095	\$5.380.341	\$7.785.669
	\$10.070.156	\$8.861.738	\$9.063.141	\$8.307.879	\$8.559.633	\$12.386.292
IT	\$6.329.813	\$5.570.235	\$5.696.831	\$5.222.095	\$5.380.341	\$7.785.669
	\$10.070.156	\$8.861.738	\$9.063.141	\$8.307.879	\$8.559.633	\$12.386.292
Lab y Pharma	\$6.329.813	\$5.570.235	\$5.696.831	\$5.222.095	\$5.380.341	\$7.785.669
	\$10.070.156	\$8.861.738	\$9.063.141	\$8.307.879	\$8.559.633	\$12.386.292
Manufactura	\$6.050.000	\$5.324.000	\$5.445.000	\$4.991.250	\$5.142.500	\$7.441.500
	\$9.806.500	\$8.629.720	\$8.825.850	\$8.090.363	\$8.335.525	\$12.061.995
Retail y Comercio	\$5.626.500	\$4.951.320	\$5.063.850	\$4.641.863	\$4.782.525	\$6.920.595
	\$8.918.558	\$7.848.331	\$8.026.703	\$7.357.811	\$7.580.775	\$10.969.827
Servicios	\$5.626.500	\$4.951.320	\$5.063.850	\$4.641.863	\$4.782.525	\$6.920.595
	\$8.918.558	\$7.848.331	\$8.026.703	\$7.357.811	\$7.580.775	\$10.969.827
Transporte y Logística	\$5.626.500	\$4.951.320	\$5.063.850	\$4.641.863	\$4.782.525	\$6.920.595
	\$8.918.558	\$7.848.331	\$8.026.703	\$7.357.811	\$7.580.775	\$10.969.827

Gerente de Marketing	Buenos Aires	Cuyo	Litoral	NEA	NOA	Patagonia
Automotriz	\$2.906.440	\$2.557.667	\$2.615.796	\$2.397.813	\$2.470.474	\$3.574.921
	\$5.361.531	\$4.718.148	\$4.825.378	\$4.423.263	\$4.557.302	\$6.594.684
Banca y Serv Financieros	\$2.621.374	\$2.306.809	\$2.359.236	\$2.162.633	\$2.228.168	\$3.224.289
	\$3.827.285	\$3.368.011	\$3.444.557	\$3.157.510	\$3.253.192	\$4.707.561
Consumo masivo	\$2.929.773	\$2.578.200	\$2.636.796	\$2.417.063	\$2.490.307	\$3.603.621
	\$3.827.285	\$3.368.011	\$3.444.557	\$3.157.510	\$3.253.192	\$4.707.561
Energía y Petróleo	\$2.906.250	\$2.557.500	\$2.615.625	\$2.397.656	\$2.470.313	\$3.574.688
	\$4.262.500	\$3.751.000	\$3.836.250	\$3.516.563	\$3.623.125	\$5.242.875
IT	\$2.621.374	\$2.306.809	\$2.359.236	\$2.162.633	\$2.228.168	\$3.224.289
	\$5.361.531	\$4.718.148	\$4.825.378	\$4.423.263	\$4.557.302	\$6.594.684
Lab y Pharma	\$2.621.374	\$2.306.809	\$2.359.236	\$2.162.633	\$2.228.168	\$3.224.289
	\$4.407.813	\$3.878.875	\$3.967.031	\$3.636.445	\$3.746.641	\$5.421.609
Manufactura	\$2.775.575	\$2.442.506	\$2.498.018	\$2.289.850	\$2.359.239	\$3.413.958
	\$4.175.221	\$3.674.195	\$3.757.699	\$3.444.558	\$3.548.938	\$5.135.522
Retail y Comercio	\$2.636.618	\$2.320.224	\$2.372.956	\$2.175.210	\$2.241.125	\$3.243.040
	\$4.018.301	\$3.536.105	\$3.616.471	\$3.315.099	\$3.415.556	\$4.942.511
Servicios	\$2.636.618	\$2.320.224	\$2.372.956	\$2.175.210	\$2.241.125	\$3.243.040
	\$3.720.827	\$3.274.328	\$3.348.745	\$3.069.683	\$3.162.703	\$4.576.618
Transporte y Logística	\$2.640.715	\$2.323.829	\$2.376.644	\$2.178.590	\$2.244.608	\$3.248.080
	\$3.463.281	\$3.047.688	\$3.116.953	\$2.857.207	\$2.943.789	\$4.259.836



marketing y comunicaciones.

según zona geográfica e industria.

Todos los montos corresponden a una remuneración bruta mensual, sin adicionales ni comisiones, para una posición Semi Senior. Se muestran los valores mínimos y máximos para cada una de ellas, completados el 15 de junio de 2024.

Gerente de Comunicaciones	Buenos Aires	Cuyo	Litoral	NEA	NOA	Patagonia
Automotriz	\$2.618.694	\$2.304.451	\$2.225.890	\$2.160.423	\$2.225.890	\$3.220.994
	\$4.146.632	\$3.649.036	\$3.524.637	\$3.420.971	\$3.524.637	\$5.100.357
Banca y Serv Financieros	\$2.618.694	\$2.304.451	\$2.225.890	\$2.160.423	\$2.225.890	\$3.220.994
	\$4.146.632	\$3.649.036	\$3.524.637	\$3.420.971	\$3.524.637	\$5.100.357
Consumo masivo	\$2.764.001	\$2.432.321	\$2.349.401	\$2.280.301	\$2.349.401	\$3.399.721
	\$4.146.632	\$3.649.036	\$3.524.637	\$3.420.971	\$3.524.637	\$5.100.357
Energía y Petróleo	\$2.906.250	\$2.557.500	\$2.470.313	\$2.397.656	\$2.470.313	\$3.574.688
	\$4.650.000	\$4.092.000	\$3.952.500	\$3.836.250	\$3.952.500	\$5.719.500
IT	\$2.618.694	\$2.304.451	\$2.225.890	\$2.160.423	\$2.225.890	\$3.220.994
	\$4.146.632	\$3.649.036	\$3.524.637	\$3.420.971	\$3.524.637	\$5.100.357
Lab y Pharma	\$2.618.694	\$2.304.451	\$2.225.890	\$2.160.423	\$2.225.890	\$3.220.994
	\$3.463.281	\$3.047.688	\$2.943.789	\$2.857.207	\$2.943.789	\$4.259.836
Manufactura	\$2.764.001	\$2.432.321	\$2.349.401	\$2.280.301	\$2.349.401	\$3.399.721
	\$4.146.632	\$3.649.036	\$3.524.637	\$3.420.971	\$3.524.637	\$5.100.357
Retail y Comercio	\$2.618.694	\$2.304.451	\$2.225.890	\$2.160.423	\$2.225.890	\$3.220.994
	\$3.284.289	\$2.890.174	\$2.791.646	\$2.709.539	\$2.791.646	\$4.039.676
Servicios	\$2.618.694	\$2.304.451	\$2.225.890	\$2.160.423	\$2.225.890	\$3.220.994
	\$3.317.159	\$2.919.100	\$2.819.585	\$2.736.656	\$2.819.585	\$4.080.105
Transporte y Logística	\$2.618.694	\$2.304.451	\$2.225.890	\$2.160.423	\$2.225.890	\$3.220.994
	\$3.120.685	\$2.746.203	\$2.652.582	\$2.574.565	\$2.652.582	\$3.838.442

Jefe de Comunicaciones	Buenos Aires	Cuyo	Litoral	NEA	NOA	Patagonia
Automotriz	\$1.977.744	\$1.740.415	\$1.681.082	\$1.631.639	\$1.681.082	\$2.432.625
	\$3.201.738	\$2.817.530	\$2.721.477	\$2.641.434	\$2.721.477	\$3.938.138
Banca y Serv Financieros	\$2.013.706	\$1.772.061	\$1.711.650	\$1.661.307	\$1.711.650	\$2.476.858
	\$3.201.738	\$2.817.530	\$2.721.477	\$2.641.434	\$2.721.477	\$3.938.138
Consumo masivo	\$2.013.706	\$1.772.061	\$1.711.650	\$1.661.307	\$1.711.650	\$2.476.858
	\$3.201.738	\$2.817.530	\$2.721.477	\$2.641.434	\$2.721.477	\$3.938.138
Energía y Petróleo	\$2.131.250	\$1.875.500	\$1.811.563	\$1.758.281	\$1.811.563	\$2.621.438
	\$3.487.500	\$3.069.000	\$2.964.375	\$2.877.188	\$2.964.375	\$4.289.625
IT	\$1.879.456	\$1.653.922	\$1.597.538	\$1.550.552	\$1.597.538	\$2.311.731
	\$3.201.738	\$2.817.530	\$2.721.477	\$2.641.434	\$2.721.477	\$3.938.138
Lab y Pharma	\$1.766.539	\$1.554.554	\$1.501.558	\$1.457.395	\$1.501.558	\$2.172.843
	\$2.776.852	\$2.443.630	\$2.360.324	\$2.290.903	\$2.360.324	\$3.415.528
Manufactura	\$2.013.706	\$1.772.061	\$1.711.650	\$1.661.307	\$1.711.650	\$2.476.858
	\$3.201.738	\$2.817.530	\$2.721.477	\$2.641.434	\$2.721.477	\$3.938.138
Retail y Comercio	\$1.977.783	\$1.740.449	\$1.681.115	\$1.631.671	\$1.681.115	\$2.432.673
	\$2.948.222	\$2.594.435	\$2.505.989	\$2.432.283	\$2.505.989	\$3.626.313
Servicios	\$1.608.790	\$1.415.735	\$1.367.471	\$1.327.251	\$1.367.471	\$1.978.811
	\$2.817.654	\$2.479.535	\$2.395.006	\$2.324.564	\$2.395.006	\$3.465.714
Transporte y Logística	\$1.608.790	\$1.415.735	\$1.367.471	\$1.327.251	\$1.367.471	\$1.978.811
	\$2.817.654	\$2.479.535	\$2.395.006	\$2.324.564	\$2.395.006	\$3.465.714

marketing y comunicaciones. según zona geográfica e industria.

Todos los montos corresponden a una remuneración bruta mensual, sin adicionales ni comisiones, para una posición Semi Senior. Se muestran los valores mínimos y máximos para cada una de ellas, completados el 15 de junio de 2024.

Jefe de Marketing	Buenos Aires	Cuyo	Litoral	NEA	NOA	Patagonia
Automotriz	\$1.782.787	\$1.568.852	\$1.604.508	\$1.470.799	\$1.515.369	\$2.192.828
	\$3.374.149	\$2.969.251	\$3.036.734	\$2.783.673	\$2.868.026	\$4.150.203
Banca y Serv Financieros	\$2.079.918	\$1.830.328	\$1.871.926	\$1.715.932	\$1.767.930	\$2.558.299
	\$3.374.149	\$2.969.251	\$3.036.734	\$2.783.673	\$2.868.026	\$4.150.203
Consumo masivo	\$2.079.918	\$1.830.328	\$1.871.926	\$1.715.932	\$1.767.930	\$2.558.299
	\$3.374.149	\$2.969.251	\$3.036.734	\$2.783.673	\$2.868.026	\$4.150.203
Energía y Petróleo	\$2.131.250	\$1.875.500	\$1.918.125	\$1.758.281	\$1.811.563	\$2.621.438
	\$3.487.500	\$3.069.000	\$3.138.750	\$2.877.188	\$2.964.375	\$4.289.625
IT	\$2.079.918	\$1.830.328	\$1.871.926	\$1.715.932	\$1.767.930	\$2.558.299
	\$3.374.149	\$2.969.251	\$3.036.734	\$2.783.673	\$2.868.026	\$4.150.203
Lab y Pharma	\$1.901.681	\$1.673.480	\$1.711.513	\$1.568.887	\$1.616.429	\$2.339.068
	\$2.987.420	\$2.628.929	\$2.688.678	\$2.464.621	\$2.539.307	\$3.674.526
Manufactura	\$2.079.918	\$1.830.328	\$1.871.926	\$1.715.932	\$1.767.930	\$2.558.299
	\$3.374.149	\$2.969.251	\$3.036.734	\$2.783.673	\$2.868.026	\$4.150.203
Retail y Comercio	\$1.818.462	\$1.600.247	\$1.636.616	\$1.500.231	\$1.545.693	\$2.236.708
	\$2.454.034	\$2.159.550	\$2.208.630	\$2.024.578	\$2.085.929	\$3.018.461
Servicios	\$1.693.577	\$1.490.347	\$1.524.219	\$1.397.201	\$1.439.540	\$2.083.099
	\$2.822.093	\$2.483.442	\$2.539.883	\$2.328.227	\$2.398.779	\$3.471.174
Transporte y Logística	\$1.743.932	\$1.534.660	\$1.569.539	\$1.438.744	\$1.482.342	\$2.145.037
	\$3.083.535	\$2.713.511	\$2.775.182	\$2.543.916	\$2.621.005	\$3.792.748

Analista de Comunicaciones	Buenos Aires	Cuyo	Litoral	NEA	NOA	Patagonia
Automotriz	\$1.123.262	\$988.470	\$954.772	\$926.691	\$954.772	\$1.381.612
	\$1.718.537	\$1.512.313	\$1.460.757	\$1.417.793	\$1.460.757	\$2.113.801
Banca y Serv Financieros	\$1.160.504	\$1.021.244	\$986.429	\$957.416	\$986.429	\$1.427.420
	\$1.869.069	\$1.644.781	\$1.588.709	\$1.541.982	\$1.588.709	\$2.298.955
Consumo masivo	\$1.101.831	\$969.611	\$936.556	\$909.011	\$936.556	\$1.355.252
	\$1.827.055	\$1.607.808	\$1.552.997	\$1.507.320	\$1.552.997	\$2.247.277
Energía y Petróleo	\$1.065.625	\$937.750	\$905.781	\$879.141	\$905.781	\$1.310.719
	\$1.743.750	\$1.534.500	\$1.482.188	\$1.438.594	\$1.482.188	\$2.144.813
IT	\$1.257.213	\$1.106.347	\$1.068.631	\$1.037.201	\$1.068.631	\$1.546.372
	\$2.019.261	\$1.776.949	\$1.716.371	\$1.665.890	\$1.716.371	\$2.483.690
Lab y Pharma	\$1.057.189	\$930.326	\$898.611	\$872.181	\$898.611	\$1.300.343
	\$1.857.578	\$1.634.669	\$1.578.941	\$1.532.502	\$1.578.941	\$2.284.821
Manufactura	\$1.051.745	\$925.535	\$893.983	\$867.689	\$893.983	\$1.293.646
	\$1.712.206	\$1.506.741	\$1.455.375	\$1.412.570	\$1.455.375	\$2.106.013
Retail y Comercio	\$1.043.741	\$918.492	\$887.180	\$861.086	\$887.180	\$1.283.801
	\$1.540.524	\$1.355.661	\$1.309.445	\$1.270.932	\$1.309.445	\$1.894.844
Servicios	\$1.125.391	\$990.344	\$956.582	\$928.448	\$956.582	\$1.384.231
	\$1.475.635	\$1.298.559	\$1.254.290	\$1.217.399	\$1.254.290	\$1.815.031
Transporte y Logística	\$1.111.947	\$978.513	\$945.155	\$917.356	\$945.155	\$1.367.695
	\$1.535.903	\$1.351.594	\$1.305.517	\$1.267.120	\$1.305.517	\$1.889.160



marketing y comunicaciones.

según zona geográfica e industria.

Todos los montos corresponden a una remuneración bruta mensual, sin adicionales ni comisiones, para una posición Semi Senior. Se muestran los valores mínimos y máximos para cada una de ellas, completados el 15 de junio de 2024.

Analista de Marketing	Buenos Aires	Cuyo	Litoral	NEA	NOA	Patagonia
Automotriz	\$1.129.940	\$994.347	\$1.016.946	\$932.201	\$960.449	\$1.389.827
	\$1.925.656	\$1.694.577	\$1.733.090	\$1.588.666	\$1.636.808	\$2.368.557
Banca y Serv Financieros	\$1.212.784	\$1.067.250	\$1.091.506	\$1.000.547	\$1.030.866	\$1.491.724
	\$2.013.146	\$1.771.568	\$1.811.831	\$1.660.845	\$1.711.174	\$2.476.169
Consumo masivo	\$1.111.720	\$978.314	\$1.000.548	\$917.169	\$944.962	\$1.367.416
	\$2.180.910	\$1.919.201	\$1.962.819	\$1.799.251	\$1.853.774	\$2.682.519
Energía y Petróleo	\$1.162.500	\$1.023.000	\$1.046.250	\$959.063	\$988.125	\$1.429.875
	\$1.937.500	\$1.705.000	\$1.743.750	\$1.598.438	\$1.646.875	\$2.383.125
IT	\$1.100.211	\$968.186	\$990.190	\$907.674	\$935.180	\$1.353.260
	\$1.925.656	\$1.694.577	\$1.733.090	\$1.588.666	\$1.636.808	\$2.368.557
Lab y Pharma	\$1.100.211	\$968.186	\$990.190	\$907.674	\$935.180	\$1.353.260
	\$1.920.547	\$1.690.081	\$1.728.492	\$1.584.451	\$1.632.465	\$2.362.273
Manufactura	\$1.129.940	\$994.347	\$1.016.946	\$932.201	\$960.449	\$1.389.827
	\$1.925.656	\$1.694.577	\$1.733.090	\$1.588.666	\$1.636.808	\$2.368.557
Retail y Comercio	\$1.111.720	\$978.314	\$1.000.548	\$917.169	\$944.962	\$1.367.416
	\$2.180.910	\$1.919.201	\$1.962.819	\$1.799.251	\$1.853.774	\$2.682.519
Servicios	\$1.111.720	\$978.314	\$1.000.548	\$917.169	\$944.962	\$1.367.416
	\$2.013.146	\$1.771.568	\$1.811.831	\$1.660.845	\$1.711.174	\$2.476.169
Transporte y Logística	\$1.111.720	\$978.314	\$1.000.548	\$917.169	\$944.962	\$1.367.416
	\$2.013.146	\$1.771.568	\$1.811.831	\$1.660.845	\$1.711.174	\$2.476.169

Community Manager	Buenos Aires	Cuyo	Litoral	NEA	NOA	Patagonia
Automotriz	\$1.123.262	\$988.470	\$1.010.936	\$926.691	\$954.772	\$1.381.612
	\$1.718.537	\$1.512.313	\$1.546.684	\$1.417.793	\$1.460.757	\$2.113.801
Banca y Serv Financieros	\$1.160.504	\$1.021.244	\$1.044.454	\$957.416	\$986.429	\$1.427.420
	\$1.869.069	\$1.644.781	\$1.682.162	\$1.541.982	\$1.588.709	\$2.298.955
Consumo masivo	\$1.101.831	\$969.611	\$991.648	\$909.011	\$936.556	\$1.355.252
	\$1.827.055	\$1.607.808	\$1.644.349	\$1.507.320	\$1.552.997	\$2.247.277
Energía y Petróleo	\$1.065.625	\$937.750	\$959.063	\$879.141	\$905.781	\$1.310.719
	\$1.743.750	\$1.534.500	\$1.569.375	\$1.438.594	\$1.482.188	\$2.144.813
IT	\$1.257.213	\$1.106.347	\$1.131.491	\$1.037.201	\$1.068.631	\$1.546.372
	\$2.019.261	\$1.776.949	\$1.817.335	\$1.665.890	\$1.716.371	\$2.483.690
Lab y Pharma	\$1.057.189	\$930.326	\$951.470	\$872.181	\$898.611	\$1.300.343
	\$1.857.578	\$1.634.669	\$1.671.820	\$1.532.502	\$1.578.941	\$2.284.821
Manufactura	\$1.051.745	\$925.535	\$946.570	\$867.689	\$893.983	\$1.293.646
	\$1.712.206	\$1.506.741	\$1.540.985	\$1.412.570	\$1.455.375	\$2.106.013
Retail y Comercio	\$1.043.741	\$918.492	\$939.367	\$861.086	\$887.180	\$1.283.801
	\$1.540.524	\$1.355.661	\$1.386.471	\$1.270.932	\$1.309.445	\$1.894.844
Servicios	\$1.125.391	\$990.344	\$1.012.852	\$928.448	\$956.582	\$1.384.231
	\$1.475.635	\$1.298.559	\$1.328.071	\$1.217.399	\$1.254.290	\$1.815.031
Transporte y Logística	\$1.111.947	\$978.513	\$1.000.752	\$917.356	\$945.155	\$1.367.695
	\$1.535.903	\$1.351.594	\$1.382.312	\$1.267.120	\$1.305.517	\$1.889.160



marketing y comunicaciones. según zona geográfica e industria.

Todos los montos corresponden a una remuneración bruta mensual, sin adicionales ni comisiones, para una posición Semi Senior. Se muestran los valores mínimos y máximos para cada una de ellas, completados el 15 de junio de 2024.

Analista de BI Marketing	Buenos Aires	Cuyo	Litoral	NEA	NOA	Patagonia
Automotriz	\$1.200.955	\$1.056.840	\$1.080.860	\$990.788	\$1.020.812	\$1.477.175
	\$1.931.643	\$1.699.845	\$1.738.478	\$1.593.605	\$1.641.896	\$2.375.920
Banca y Serv Financieros	\$1.200.955	\$1.056.840	\$1.080.860	\$990.788	\$1.020.812	\$1.477.175
	\$1.931.643	\$1.699.845	\$1.738.478	\$1.593.605	\$1.641.896	\$2.375.920
Consumo masivo	\$1.200.955	\$1.056.840	\$1.080.860	\$990.788	\$1.020.812	\$1.477.175
	\$1.931.643	\$1.699.845	\$1.738.478	\$1.593.605	\$1.641.896	\$2.375.920
Energía y Petróleo	\$1.300.375	\$1.144.330	\$1.170.338	\$1.072.809	\$1.105.319	\$1.599.461
	\$2.040.625	\$1.795.750	\$1.836.563	\$1.683.516	\$1.734.531	\$2.509.969
IT	\$1.200.955	\$1.056.840	\$1.080.860	\$990.788	\$1.020.812	\$1.477.175
	\$1.931.643	\$1.699.845	\$1.738.478	\$1.593.605	\$1.641.896	\$2.375.920
Lab y Pharma	\$1.200.955	\$1.056.840	\$1.080.860	\$990.788	\$1.020.812	\$1.477.175
	\$1.931.643	\$1.699.845	\$1.738.478	\$1.593.605	\$1.641.896	\$2.375.920
Manufactura	\$1.200.955	\$1.056.840	\$1.080.860	\$990.788	\$1.020.812	\$1.477.175
	\$1.931.643	\$1.699.845	\$1.738.478	\$1.593.605	\$1.641.896	\$2.375.920
Retail y Comercio	\$1.200.955	\$1.056.840	\$1.080.860	\$990.788	\$1.020.812	\$1.477.175
	\$1.931.643	\$1.699.845	\$1.738.478	\$1.593.605	\$1.641.896	\$2.375.920
Servicios	\$1.200.955	\$1.056.840	\$1.080.860	\$990.788	\$1.020.812	\$1.477.175
	\$1.931.643	\$1.699.845	\$1.738.478	\$1.593.605	\$1.641.896	\$2.375.920
Transporte y Logística	\$1.200.955	\$1.056.840	\$1.080.860	\$990.788	\$1.020.812	\$1.477.175
	\$1.931.643	\$1.699.845	\$1.738.478	\$1.593.605	\$1.641.896	\$2.375.920

Analista de Marketing Digital	Buenos Aires	Cuyo	Litoral	NEA	NOA	Patagonia
Automotriz	\$1.322.346	\$1.163.665	\$1.190.111	\$1.090.936	\$1.123.994	\$1.626.486
	\$2.092.500	\$1.841.400	\$1.883.250	\$1.726.313	\$1.778.625	\$2.573.775
Banca y Serv Financieros	\$1.322.344	\$1.163.663	\$1.190.109	\$1.090.934	\$1.123.992	\$1.626.483
	\$2.092.500	\$1.841.400	\$1.883.250	\$1.726.313	\$1.778.625	\$2.573.775
Consumo masivo	\$1.278.750	\$1.125.300	\$1.150.875	\$1.054.969	\$1.086.938	\$1.572.863
	\$1.976.250	\$1.739.100	\$1.778.625	\$1.630.406	\$1.679.813	\$2.430.788
Energía y Petróleo	\$1.395.000	\$1.227.600	\$1.255.500	\$1.150.875	\$1.185.750	\$1.715.850
	\$2.092.500	\$1.841.400	\$1.883.250	\$1.726.313	\$1.778.625	\$2.573.775
IT	\$1.325.250	\$1.166.220	\$1.192.725	\$1.093.331	\$1.126.463	\$1.630.058
	\$2.325.000	\$2.046.000	\$2.092.500	\$1.918.125	\$1.976.250	\$2.859.750
Lab y Pharma	\$1.395.000	\$1.227.600	\$1.255.500	\$1.150.875	\$1.185.750	\$1.715.850
	\$2.092.500	\$1.841.400	\$1.883.250	\$1.726.313	\$1.778.625	\$2.573.775
Manufactura	\$1.278.750	\$1.125.300	\$1.150.875	\$1.054.969	\$1.086.938	\$1.572.863
	\$1.976.250	\$1.739.100	\$1.778.625	\$1.630.406	\$1.679.813	\$2.430.788
Retail y Comercio	\$1.278.750	\$1.125.300	\$1.150.875	\$1.054.969	\$1.086.938	\$1.572.863
	\$1.976.250	\$1.739.100	\$1.778.625	\$1.630.406	\$1.679.813	\$2.430.788
Servicios	\$1.200.900	\$1.056.792	\$1.080.810	\$990.743	\$1.020.765	\$1.477.107
	\$1.860.000	\$1.636.800	\$1.674.000	\$1.534.500	\$1.581.000	\$2.287.800
Transporte y Logística	\$1.200.900	\$1.056.792	\$1.080.810	\$990.743	\$1.020.765	\$1.477.107
	\$1.860.000	\$1.636.800	\$1.674.000	\$1.534.500	\$1.581.000	\$2.287.800



marketing y comunicaciones. según zona geográfica e industria.

Todos los montos corresponden a una remuneración bruta mensual, sin adicionales ni comisiones, para una posición Semi Senior. Se muestran los valores mínimos y máximos para cada una de ellas, completados el 15 de junio de 2024.

Business Developer Manager	Buenos Aires	Cuyo	Litoral	NEA	NOA	Patagonia
Automotriz	\$2.325.000	\$2.046.000	\$2.092.500	\$1.918.125	\$1.976.250	\$2.859.750
	\$3.681.250	\$3.239.500	\$3.313.125	\$3.037.031	\$3.129.063	\$4.527.938
Banca y Serv Financieros	\$2.325.000	\$2.046.000	\$2.092.500	\$1.918.125	\$1.976.250	\$2.859.750
	\$3.681.250	\$3.239.500	\$3.313.125	\$3.037.031	\$3.129.063	\$4.527.938
Consumo masivo	\$2.203.912	\$1.939.443	\$1.983.521	\$1.818.227	\$1.873.325	\$2.710.812
	\$3.148.443	\$2.770.630	\$2.833.599	\$2.597.466	\$2.676.177	\$3.872.585
Energía y Petróleo	\$2.325.000	\$2.046.000	\$2.092.500	\$1.918.125	\$1.976.250	\$2.859.750
	\$2.809.375	\$2.472.250	\$2.528.438	\$2.317.734	\$2.387.969	\$3.455.531
IT	\$2.518.750	\$2.216.500	\$2.266.875	\$2.077.969	\$2.140.938	\$3.098.063
	\$3.584.375	\$3.154.250	\$3.225.938	\$2.957.109	\$3.046.719	\$4.408.781
Lab y Pharma	\$2.518.750	\$2.216.500	\$2.266.875	\$2.077.969	\$2.140.938	\$3.098.063
	\$3.584.375	\$3.154.250	\$3.225.938	\$2.957.109	\$3.046.719	\$4.408.781
Manufactura	\$2.203.918	\$1.939.448	\$1.983.526	\$1.818.232	\$1.873.330	\$2.710.819
	\$3.148.449	\$2.770.635	\$2.833.604	\$2.597.471	\$2.676.182	\$3.872.592
Retail y Comercio	\$2.203.922	\$1.939.451	\$1.983.530	\$1.818.235	\$1.873.333	\$2.710.824
	\$3.148.453	\$2.770.639	\$2.833.608	\$2.597.474	\$2.676.185	\$3.872.597
Servicios	\$2.203.924	\$1.939.453	\$1.983.531	\$1.818.237	\$1.873.335	\$2.710.826
	\$3.148.455	\$2.770.640	\$2.833.609	\$2.597.475	\$2.676.187	\$3.872.600
Transporte y Logística	\$2.203.926	\$1.939.455	\$1.983.533	\$1.818.239	\$1.873.337	\$2.710.829
	\$3.148.457	\$2.770.642	\$2.833.611	\$2.597.477	\$2.676.188	\$3.872.602

Responsable de E commerce	Buenos Aires	Cuyo	Litoral	NEA	NOA	Patagonia
Automotriz	\$1.416.799	\$1.246.783	\$1.275.119	\$1.168.859	\$1.204.279	\$1.742.663
	\$2.203.908	\$1.939.439	\$1.983.517	\$1.818.224	\$1.873.322	\$2.710.807
Banca y Serv Financieros	\$1.416.801	\$1.246.785	\$1.275.121	\$1.168.861	\$1.204.281	\$1.742.665
	\$2.203.910	\$1.939.441	\$1.983.519	\$1.818.226	\$1.873.324	\$2.710.809
Consumo masivo	\$1.416.801	\$1.246.785	\$1.275.121	\$1.168.861	\$1.204.281	\$1.742.665
	\$2.203.910	\$1.939.441	\$1.983.519	\$1.818.226	\$1.873.324	\$2.710.809
Energía y Petróleo	\$1.453.125	\$1.278.750	\$1.307.813	\$1.198.828	\$1.235.156	\$1.787.344
	\$2.203.910	\$1.939.441	\$1.983.519	\$1.818.226	\$1.873.324	\$2.710.809
IT	\$1.433.750	\$1.261.700	\$1.290.375	\$1.182.844	\$1.218.688	\$1.763.513
	\$2.500.000	\$2.200.000	\$2.250.000	\$2.062.500	\$2.125.000	\$3.075.000
Lab y Pharma	\$1.416.801	\$1.246.785	\$1.275.121	\$1.168.861	\$1.204.281	\$1.742.665
	\$2.500.000	\$2.200.000	\$2.250.000	\$2.062.500	\$2.125.000	\$3.075.000
Manufactura	\$1.416.801	\$1.246.785	\$1.275.121	\$1.168.861	\$1.204.281	\$1.742.665
	\$2.203.910	\$1.939.441	\$1.983.519	\$1.818.226	\$1.873.324	\$2.710.809
Retail y Comercio	\$1.416.801	\$1.246.785	\$1.275.121	\$1.168.861	\$1.204.281	\$1.742.665
	\$2.203.910	\$1.939.441	\$1.983.519	\$1.818.226	\$1.873.324	\$2.710.809
Servicios	\$1.416.801	\$1.246.785	\$1.275.121	\$1.168.861	\$1.204.281	\$1.742.665
	\$2.203.910	\$1.939.441	\$1.983.519	\$1.818.226	\$1.873.324	\$2.710.809
Transporte y Logística	\$1.416.801	\$1.246.785	\$1.275.121	\$1.168.861	\$1.204.281	\$1.742.665
	\$2.203.910	\$1.939.441	\$1.983.519	\$1.818.226	\$1.873.324	\$2.710.809



reporte salarial junio 2024.

profesionales del área comercial y ventas.




randstad

partner for talent.

comercial y ventas. según zona geográfica e industria.

Todos los montos corresponden a una remuneración bruta mensual, sin adicionales ni comisiones, para una posición Semi Senior. Se muestran los valores mínimos y máximos para cada una de ellas, completados el 15 de junio de 2024.

Director comercial	Buenos Aires	Cuyo	Litoral	NEA	NOA	Patagonia
Automotriz	\$6.050.000	\$5.324.000	\$5.445.000	\$4.991.250	\$5.142.500	\$7.441.500
	\$9.806.500	\$8.629.720	\$8.825.850	\$8.090.363	\$8.335.525	\$12.061.995
Banca y Serv Financieros	\$6.329.813	\$5.570.235	\$5.696.831	\$5.222.095	\$5.380.341	\$7.785.669
	\$10.070.156	\$8.861.738	\$9.063.141	\$8.307.879	\$8.559.633	\$12.386.292
Consumo masivo	\$5.626.500	\$4.951.320	\$5.063.850	\$4.641.863	\$4.782.525	\$6.920.595
	\$8.918.558	\$7.848.331	\$8.026.703	\$7.357.811	\$7.580.775	\$10.969.827
Energía y Petróleo	\$6.329.813	\$5.570.235	\$5.696.831	\$5.222.095	\$5.380.341	\$7.785.669
	\$10.070.156	\$8.861.738	\$9.063.141	\$8.307.879	\$8.559.633	\$12.386.292
IT	\$6.329.813	\$5.570.235	\$5.696.831	\$5.222.095	\$5.380.341	\$7.785.669
	\$10.070.156	\$8.861.738	\$9.063.141	\$8.307.879	\$8.559.633	\$12.386.292
Lab y Pharma	\$6.329.813	\$5.570.235	\$5.696.831	\$5.222.095	\$5.380.341	\$7.785.669
	\$10.070.156	\$8.861.738	\$9.063.141	\$8.307.879	\$8.559.633	\$12.386.292
Manufactura	\$6.050.000	\$5.324.000	\$5.445.000	\$4.991.250	\$5.142.500	\$7.441.500
	\$9.806.500	\$8.629.720	\$8.825.850	\$8.090.363	\$8.335.525	\$12.061.995
Retail y Comercio	\$5.626.500	\$4.951.320	\$5.063.850	\$4.641.863	\$4.782.525	\$6.920.595
	\$8.918.558	\$7.848.331	\$8.026.703	\$7.357.811	\$7.580.775	\$10.969.827
Servicios	\$5.626.500	\$4.951.320	\$5.063.850	\$4.641.863	\$4.782.525	\$6.920.595
	\$8.918.558	\$7.848.331	\$8.026.703	\$7.357.811	\$7.580.775	\$10.969.827
Transporte y Logística	\$5.626.500	\$4.951.320	\$5.063.850	\$4.641.863	\$4.782.525	\$6.920.595
	\$8.918.558	\$7.848.331	\$8.026.703	\$7.357.811	\$7.580.775	\$10.969.827

Gerente comercial	Buenos Aires	Cuyo	Litoral	NEA	NOA	Patagonia
Automotriz	\$2.993.868	\$2.634.604	\$2.694.481	\$2.469.941	\$2.544.787	\$3.682.457
	\$5.194.922	\$4.571.531	\$4.675.430	\$4.285.811	\$4.415.684	\$6.389.754
Banca y Serv Financieros	\$2.802.109	\$2.465.856	\$2.521.898	\$2.311.740	\$2.381.793	\$3.446.595
	\$5.036.934	\$4.432.502	\$4.533.241	\$4.155.471	\$4.281.394	\$6.195.429
Consumo masivo	\$2.991.016	\$2.632.094	\$2.691.914	\$2.467.588	\$2.542.363	\$3.678.949
	\$5.194.922	\$4.571.531	\$4.675.430	\$4.285.811	\$4.415.684	\$6.389.754
Energía y Petróleo	\$2.906.250	\$2.557.500	\$2.615.625	\$2.397.656	\$2.470.313	\$3.574.688
	\$5.194.922	\$4.571.531	\$4.675.430	\$4.285.811	\$4.415.684	\$6.389.754
IT	\$2.794.280	\$2.458.966	\$2.514.852	\$2.305.281	\$2.375.138	\$3.436.964
	\$5.194.922	\$4.571.531	\$4.675.430	\$4.285.811	\$4.415.684	\$6.389.754
Lab y Pharma	\$2.794.280	\$2.458.966	\$2.514.852	\$2.305.281	\$2.375.138	\$3.436.964
	\$4.722.656	\$4.155.938	\$4.250.391	\$3.896.191	\$4.014.258	\$5.808.867
Manufactura	\$2.648.454	\$2.330.640	\$2.383.609	\$2.184.975	\$2.251.186	\$3.257.598
	\$4.740.640	\$4.171.763	\$4.266.576	\$3.911.028	\$4.029.544	\$5.830.987
Retail y Comercio	\$2.660.430	\$2.341.178	\$2.394.387	\$2.194.854	\$2.261.365	\$3.272.329
	\$4.201.037	\$3.696.912	\$3.780.933	\$3.465.855	\$3.570.881	\$5.167.275
Servicios	\$2.644.054	\$2.326.767	\$2.379.649	\$2.181.344	\$2.247.446	\$3.252.186
	\$4.250.391	\$3.740.344	\$3.825.352	\$3.506.572	\$3.612.832	\$5.227.980
Transporte y Logística	\$2.965.355	\$2.609.513	\$2.668.820	\$2.446.418	\$2.520.552	\$3.647.387
	\$4.407.813	\$3.878.875	\$3.967.031	\$3.636.445	\$3.746.641	\$5.421.609

comercial y ventas.

según zona geográfica e industria.

Todos los montos corresponden a una remuneración bruta mensual, sin adicionales ni comisiones, para una posición Semi Senior. Se muestran los valores mínimos y máximos para cada una de ellas, completados el 15 de junio de 2024.

Key account manager	Buenos Aires	Cuyo	Litoral	NEA	NOA	Patagonia
Automotriz	\$1.646.875	\$1.449.250	\$1.482.188	\$1.358.672	\$1.399.844	\$2.025.656
	\$2.615.625	\$2.301.750	\$2.354.063	\$2.157.891	\$2.223.281	\$3.217.219
Banca y Serv Financieros	\$1.536.418	\$1.352.048	\$1.382.776	\$1.267.545	\$1.305.955	\$1.889.794
	\$2.323.208	\$2.044.423	\$2.090.887	\$1.916.646	\$1.974.727	\$2.857.546
Consumo masivo	\$1.843.872	\$1.622.608	\$1.659.485	\$1.521.195	\$1.567.291	\$2.267.963
	\$2.487.266	\$2.188.794	\$2.238.539	\$2.051.994	\$2.114.176	\$3.059.337
Energía y Petróleo	\$1.553.125	\$1.366.750	\$1.397.813	\$1.281.328	\$1.320.156	\$1.910.344
	\$2.316.822	\$2.038.803	\$2.085.140	\$1.911.378	\$1.969.299	\$2.849.691
IT	\$1.763.125	\$1.551.550	\$1.586.813	\$1.454.578	\$1.498.656	\$2.168.644
	\$2.471.167	\$2.174.627	\$2.224.050	\$2.038.713	\$2.100.492	\$3.039.535
Lab y Pharma	\$1.574.219	\$1.385.313	\$1.416.797	\$1.298.730	\$1.338.086	\$1.936.289
	\$2.455.781	\$2.161.088	\$2.210.203	\$2.026.020	\$2.087.414	\$3.020.611
Manufactura	\$1.400.000	\$1.232.000	\$1.260.000	\$1.155.000	\$1.190.000	\$1.722.000
	\$2.064.982	\$1.817.184	\$1.858.484	\$1.703.610	\$1.755.234	\$2.539.927
Retail y Comercio	\$1.400.000	\$1.232.000	\$1.260.000	\$1.155.000	\$1.190.000	\$1.722.000
	\$2.001.620	\$1.761.425	\$1.801.458	\$1.651.336	\$1.701.377	\$2.461.992
Servicios	\$1.400.000	\$1.232.000	\$1.260.000	\$1.155.000	\$1.190.000	\$1.722.000
	\$2.085.068	\$1.834.860	\$1.876.561	\$1.720.181	\$1.772.308	\$2.564.633
Transporte y Logística	\$1.400.000	\$1.232.000	\$1.260.000	\$1.155.000	\$1.190.000	\$1.722.000
	\$2.463.961	\$2.168.286	\$2.217.565	\$2.032.768	\$2.094.367	\$3.030.672

Jefe de ventas	Buenos Aires	Cuyo	Litoral	NEA	NOA	Patagonia
Automotriz	\$2.030.742	\$1.787.053	\$1.827.668	\$1.675.362	\$1.726.131	\$2.497.813
	\$3.150.447	\$2.772.393	\$2.835.402	\$2.599.119	\$2.677.880	\$3.875.049
Banca y Serv Financieros	\$2.030.742	\$1.787.053	\$1.827.668	\$1.675.362	\$1.726.131	\$2.497.813
	\$3.463.281	\$3.047.688	\$3.116.953	\$2.857.207	\$2.943.789	\$4.259.836
Consumo masivo	\$1.930.153	\$1.698.535	\$1.737.138	\$1.592.376	\$1.640.630	\$2.374.088
	\$2.898.533	\$2.550.709	\$2.608.680	\$2.391.290	\$2.463.753	\$3.565.196
Energía y Petróleo	\$2.131.250	\$1.875.500	\$1.918.125	\$1.758.281	\$1.811.563	\$2.621.438
	\$3.150.447	\$2.772.393	\$2.835.402	\$2.599.119	\$2.677.880	\$3.875.049
IT	\$2.046.484	\$1.800.906	\$1.841.836	\$1.688.350	\$1.739.512	\$2.517.176
	\$3.778.125	\$3.324.750	\$3.400.313	\$3.116.953	\$3.211.406	\$4.647.094
Lab y Pharma	\$2.019.361	\$1.777.038	\$1.817.425	\$1.665.973	\$1.716.457	\$2.483.814
	\$3.150.447	\$2.772.393	\$2.835.402	\$2.599.119	\$2.677.880	\$3.875.049
Manufactura	\$1.835.785	\$1.615.491	\$1.652.207	\$1.514.523	\$1.560.417	\$2.258.016
	\$3.047.688	\$2.681.965	\$2.742.919	\$2.514.342	\$2.590.534	\$3.748.656
Retail y Comercio	\$1.930.153	\$1.698.535	\$1.737.138	\$1.592.376	\$1.640.630	\$2.374.088
	\$3.135.239	\$2.759.011	\$2.821.715	\$2.586.572	\$2.664.953	\$3.856.344
Servicios	\$1.930.153	\$1.698.535	\$1.737.138	\$1.592.376	\$1.640.630	\$2.374.088
	\$3.135.239	\$2.759.011	\$2.821.715	\$2.586.572	\$2.664.953	\$3.856.344
Transporte y Logística	\$1.929.992	\$1.698.393	\$1.736.993	\$1.592.244	\$1.640.493	\$2.373.890
	\$2.754.883	\$2.424.297	\$2.479.395	\$2.272.778	\$2.341.650	\$3.388.506

comercial y ventas.

según zona geográfica e industria.

Todos los montos corresponden a una remuneración bruta mensual, sin adicionales ni comisiones, para una posición Semi Senior. Se muestran los valores mínimos y máximos para cada una de ellas, completados el 15 de junio de 2024.

Ejecutivo de cuenta	Buenos Aires	Cuyo	Litoral	NEA	NOA	Patagonia
Automotriz	\$1.317.051	\$1.159.004	\$1.185.345	\$1.086.567	\$1.119.493	\$1.619.972
	\$2.020.179	\$1.777.757	\$1.818.161	\$1.666.648	\$1.717.152	\$2.484.820
Banca y Serv Financieros	\$1.214.925	\$1.069.134	\$1.093.432	\$1.002.313	\$1.032.686	\$1.494.358
	\$2.020.179	\$1.777.757	\$1.818.161	\$1.666.648	\$1.717.152	\$2.484.820
Consumo masivo	\$1.536.560	\$1.352.172	\$1.382.904	\$1.267.662	\$1.306.076	\$1.889.968
	\$1.930.014	\$1.698.412	\$1.737.012	\$1.592.261	\$1.640.511	\$2.373.917
Energía y Petróleo	\$1.303.438	\$1.147.025	\$1.173.094	\$1.075.336	\$1.107.922	\$1.603.228
	\$1.795.636	\$1.580.160	\$1.616.073	\$1.481.400	\$1.526.291	\$2.208.633
IT	\$1.574.219	\$1.385.313	\$1.416.797	\$1.298.730	\$1.338.086	\$1.936.289
	\$2.109.453	\$1.856.319	\$1.898.508	\$1.740.299	\$1.793.035	\$2.594.627
Lab y Pharma	\$1.536.560	\$1.352.172	\$1.382.904	\$1.267.662	\$1.306.076	\$1.889.968
	\$2.251.683	\$1.981.481	\$2.026.515	\$1.857.639	\$1.913.931	\$2.769.570
Manufactura	\$1.214.925	\$1.069.134	\$1.093.432	\$1.002.313	\$1.032.686	\$1.494.358
	\$1.795.636	\$1.580.160	\$1.616.073	\$1.481.400	\$1.526.291	\$2.208.633
Retail y Comercio	\$1.250.246	\$1.100.217	\$1.125.222	\$1.031.453	\$1.062.709	\$1.537.803
	\$1.731.641	\$1.523.844	\$1.558.477	\$1.428.604	\$1.471.895	\$2.129.918
Servicios	\$1.250.218	\$1.100.192	\$1.125.196	\$1.031.430	\$1.062.685	\$1.537.768
	\$1.420.488	\$1.250.029	\$1.278.439	\$1.171.902	\$1.207.415	\$1.747.200
Transporte y Logística	\$1.320.571	\$1.162.102	\$1.188.514	\$1.089.471	\$1.122.485	\$1.624.302
	\$1.671.940	\$1.471.308	\$1.504.746	\$1.379.351	\$1.421.149	\$2.056.487

Analista comercial	Buenos Aires	Cuyo	Litoral	NEA	NOA	Patagonia
Automotriz	\$1.180.664	\$1.038.984	\$1.062.598	\$974.048	\$1.003.564	\$1.452.217
	\$1.930.014	\$1.698.412	\$1.737.012	\$1.592.261	\$1.640.511	\$2.373.917
Banca y Serv Financieros	\$1.180.664	\$1.038.984	\$1.062.598	\$974.048	\$1.003.564	\$1.452.217
	\$1.664.655	\$1.464.897	\$1.498.190	\$1.373.341	\$1.414.957	\$2.047.526
Consumo masivo	\$1.101.953	\$969.719	\$991.758	\$909.111	\$936.660	\$1.355.402
	\$1.795.636	\$1.580.160	\$1.616.073	\$1.481.400	\$1.526.291	\$2.208.633
Energía y Petróleo	\$1.162.500	\$1.023.000	\$1.046.250	\$959.063	\$988.125	\$1.429.875
	\$1.700.156	\$1.496.138	\$1.530.141	\$1.402.629	\$1.445.133	\$2.091.192
IT	\$1.180.664	\$1.038.984	\$1.062.598	\$974.048	\$1.003.564	\$1.452.217
	\$1.930.014	\$1.698.412	\$1.737.012	\$1.592.261	\$1.640.511	\$2.373.917
Lab y Pharma	\$1.100.000	\$968.000	\$990.000	\$907.500	\$935.000	\$1.353.000
	\$1.756.708	\$1.545.903	\$1.581.037	\$1.449.284	\$1.493.202	\$2.160.751
Manufactura	\$1.100.000	\$968.000	\$990.000	\$907.500	\$935.000	\$1.353.000
	\$1.664.655	\$1.464.897	\$1.498.190	\$1.373.341	\$1.414.957	\$2.047.526
Retail y Comercio	\$1.101.953	\$969.719	\$991.758	\$909.111	\$936.660	\$1.355.402
	\$1.700.156	\$1.496.138	\$1.530.141	\$1.402.629	\$1.445.133	\$2.091.192
Servicios	\$1.100.000	\$968.000	\$990.000	\$907.500	\$935.000	\$1.353.000
	\$1.700.156	\$1.496.138	\$1.530.141	\$1.402.629	\$1.445.133	\$2.091.192
Transporte y Logística	\$1.100.000	\$968.000	\$990.000	\$907.500	\$935.000	\$1.353.000
	\$1.700.156	\$1.496.138	\$1.530.141	\$1.402.629	\$1.445.133	\$2.091.192

en **randstad** tenemos una solución para cada necesidad de nuestros clientes.



operational.

Con servicio de Staffing compuesto por soluciones de personal temporario especializado, como así también la realización de búsqueda y selección para posiciones permanentes.

Con servicio de Outsourcing, nuestros clientes dejan en manos de expertos la gestión de las actividades auxiliares de su empresa, pudiendo enfocar sus recursos en el core de su negocio.

Con servicios de Inhouse services único en el mercado, brindando soluciones de fuerza laboral calificada en altos volúmenes con el objetivo principal de lograr flexibilidad, retención, productividad y eficiencia para nuestros clientes.

enterprise.

Con nuestro servicio de RPO nuestros clientes en todo el mundo confían en nuestra experiencia para externalizar con nosotros sus procesos de reclutamiento y selección de talento. La especialización y conocimiento, junto con el uso de innovadoras herramientas y consultores dedicados, son los factores clave que nos permiten cubrir posiciones de distintos niveles y experiencia, desde personal operativo y de apoyo hasta profesionales, mandos medios y ejecutivos.

digital.

Randstad Digital es el partner estratégico que necesitás para afrontar el desafío de la transformación digital con éxito porque entendemos que en un entorno tecnológico, el talento de las personas es lo que va a marcar la diferencia.

Aprovechá los beneficios de trabajar con nosotros, ya sea optimizando las operaciones de IT, contratando talentos excepcionales o subcontratando un proyecto completo.

professionals.

Somos líderes mundiales en selección de personal profesional por convertirnos en el socio estratégico de las compañías en su búsqueda por el talento que impulse su crecimiento. Nuestros consultores son expertos en las áreas que reclutan por eso cuentan con una base de candidato pre-evaluada.

Con servicios de executive search nos especializamos en encontrar líderes experimentados y altamente calificados. Nuestro equipo de expertos identifica y selecciona los mejores profesionales para posiciones ejecutivas, con incorporación directa a la empresa.



estamos para ayudarte.

podés contactarnos por cualquiera de nuestros canales de atención virtual.



www.randstad.com.ar



[randstad-argentina](#)



líneas telefónicas / todo el país:
0800 220 0888



[randstad_argentina](#)



+549 11 6640-2100



info@randstad.com.ar



[Randstadarg](#)

más conectados que nunca.

partner
for talent.



randstad

randstad.com.ar